



CYCLING CAPACITY

20 Hour Rate **55 Amp Hours**

RESERVE CAPACITY

Reserve @25 AMPS **72 Minutes** Reserve @75 AMPS **16 Minutes**

ELECTRICAL SPECIFICATIONS

Nominal Voltage	12 Volt
C100	63 AH
C20	55 AH
C10	50 AH
C5	46 AH
C3	41 AH
C2	37 AH
C1	34 AH
Internal Resistance	7.0m Ω

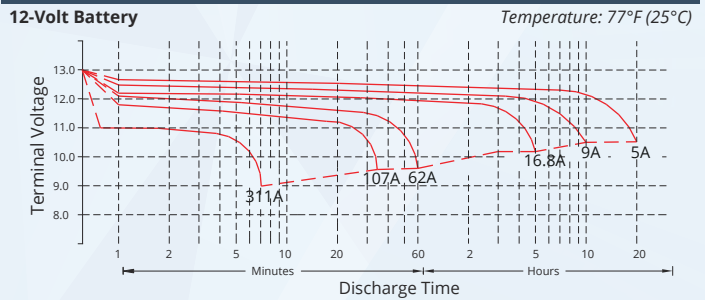
MECHANICAL SPECIFICATIONS

Group Size	48	
Terminal Type	AP	
Terminal Torque	See reverse side	
Height (w/ terminal)	7.44"	189 mm
Height (case only)	7.44"	189 mm
Width	10.67"	271 mm
Length	6.69"	170 mm
Weight	41.9 lbs	19.0 kg
Case Type	ABS Plastic - Flame Res. Rating UL94-HB	

DISCHARGE TABLE (Constant Current)

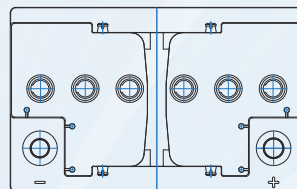
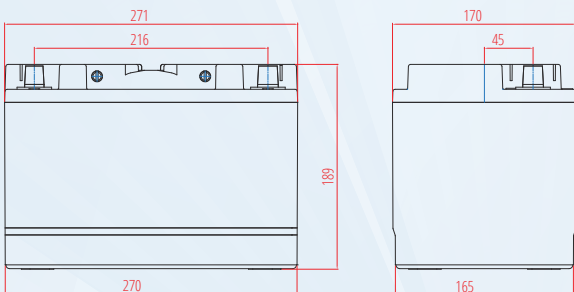
Time	Amps	Rate
20hr	2.8	0.05 CA
10hr	5.0	0.10 CA
8hr	6.0	0.13 CA
5hr	9.2	0.25 CA
3hr	13.6	0.33 CA
2hr	18.4	0.50 CA
1hr	34.0	1.00 CA

DISCHARGE PROFILE (Constant Current)

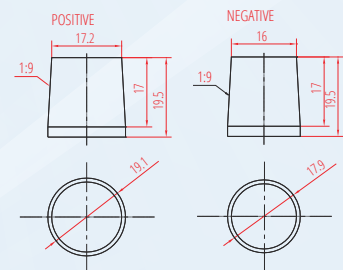


- All listed ratings are @ 100% SoC, T=77°F (25°C), 1.75VPC unless otherwise specified.
- Specifications listed are for estimation purposes only. Battery performance can vary depending on application. Battery design subject to change.

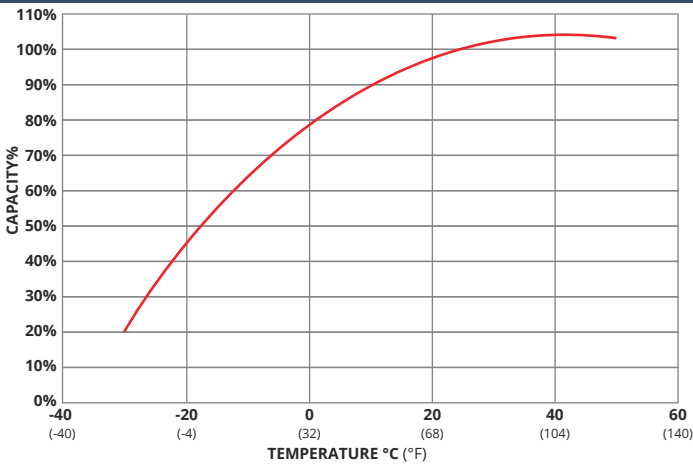
BATTERY & TERMINAL DIMENSIONS (All units shown in mm)



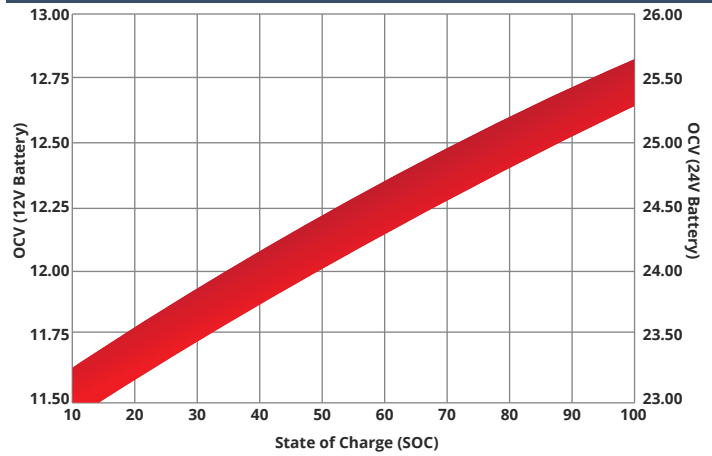
Terminal: AP



TEMPERATURE vs CAPACITY

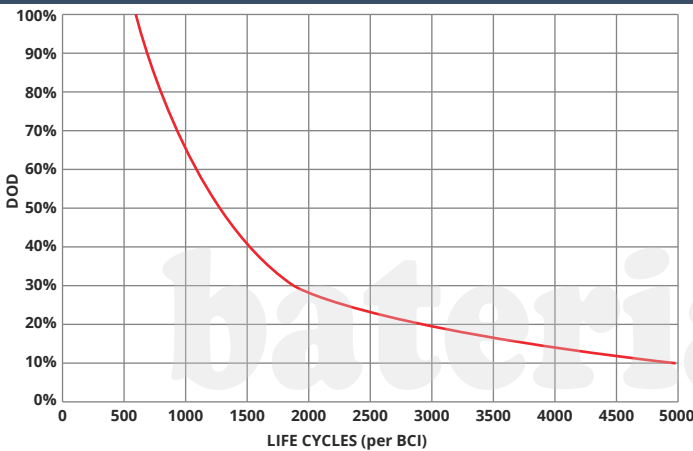


STATE of CHARGE (SOC) vs OPEN CIRCUIT VOLTAGE (OCV)

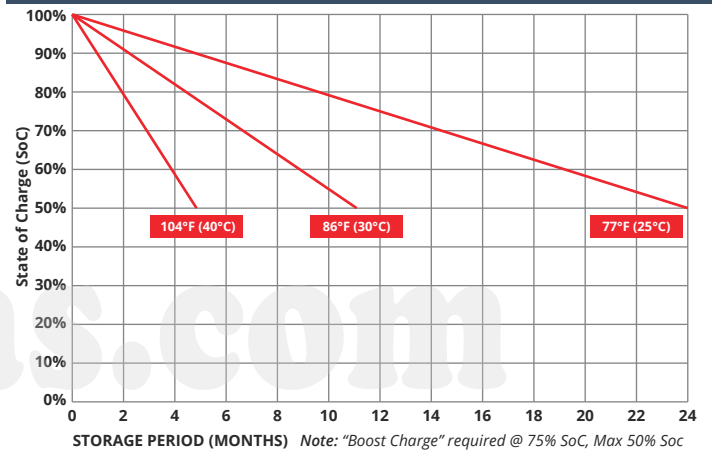


CYCLE LIFE vs DEPTH of DISCHARGE (DOD)

*(Based on BCI Testing @ 2-hr Rate)



SELF DISCHARGE vs TIME/TEMPERATURE



TEMPERATURE RANGE SPECIFICATIONS

Condition	Recommended	Maximum	Recommended	Maximum
Storage	5°F to 122°F	-40°F to 160°F	-15°C to 50°C	-40°C to 71°C
Operation	5°F to 104°F	-40°F to 160°F	-15°C to 40°C	-40°C to 71°C
Charge with TC	5°F to 122°F	-40°F to 160°F	-15°C to 50°C	-40°C to 71°C
Charge w/o TC	32°F to 104°F	5°F to 122°F	0°C to 40°C	-15°C to 50°C

*TC= Temperature Compensation

CHARGE VOLTAGES

Charge Stage	Battery Voltages			
	12V	24V	36V	48V
Bulk	14.1 - 14.4V	28.2 - 28.8V	42.3 - 43.2V	56.4 - 57.6V
Absorption	14.1 - 14.2V	28.2 - 28.4V	42.3 - 42.6V	56.4 - 57.0V
Float	13.6V	27.2V	40.8V	54.4V

TC Factor: (-2mV°F/cell) or (-4mV°C/cell)

TERMINAL TORQUE SPECS (applicable values are highlighted)

M6, AP	M8	M10	M6M (Stud)	M8M (Stud)	M10M (Stud)	3/8" Stud	FR45	TP06 (AP)	TP08/TP68 (AP)
4.1-5.8ft-lbs	7.1-7.9ft-lbs	9.6-12ft-lbs	3.3-4.6ft-lbs	4.9-6.3ft-lbs	7.7-9.6ft-lbs	8.9-12ft-lbs	5.8-7.4ft-lbs	3.3-4.6ft-lbs	50-70ft-lbs
50-70lbs-in	85-95lbs-in	115-141lbs-in	40-56lbs-in	58-75lbs-in	92-115lbs-in	106-150lbs-in	70-90lbs-in	40-56lbs-in	63-83lbs-in
5.6-7.9Nm	9.6-10.7Nm	13-16Nm	4.5-6.3Nm	6.6-8.5Nm	10.4-13Nm	12-16.9Nm	7.9-10.1Nm	4.5-6.3Nm	7.1-9.4Nm



9001:2008 Quality Management System
 14001:2004 Environmental Management System
 18001:2007 Occupational Health & Safety Management System



DELIVERY APPROVED!
**LAND, SEA
 & AIR**

Fullriver batteries are sealed lead acid batteries made with Absorbed Glass Mat (AGM) technology. The electrolyte is absorbed into the fiberglass separator material rather than in a free-flowing liquid form. Fullriver batteries are non-spillable electric storage batteries. They are exempted from the requirements of DOT's hazardous materials regulations, since they adhere to the requirements of code 49 CFR Section 173.159(D) - (CLASSIFIED APPROVED: DOT, CFR, HMR49, IATA, ICAO67, IMDG27)