

### Specifications

#### Nominal Voltage(V)

12V

#### Nominal Power

15 mins rate: 24W/cell to 1.60V/cell

#### Nominal Capacity

5 hour rate	(1.02A to 10.20V)	5.1Ah
1C	(6A to 9.60V)	3.8Ah
3C	(18A to 9.60V)	2.4Ah

#### Weight

Approx. 1.95kg(4.29Lbs.)

#### Internal Resistance (at 1KHz)

Approx. 16 mΩ

#### Maximum Discharge Current for

5 seconds: 90A

#### Charging Methods at 25°C(77°F)

Cycle use:	
Charging Voltage	14.4 to 15.0V
Coefficient	-5.0mV/°C/cell
Maximum Charging Current :	1.8A
Standby use:	
Float Charging Voltage	13.5 to 13.8V
Coefficient	-3.0mV/°C/cell

#### Operating Temperature Range

Charge	-15°C(5°F)	to	40°C(104°F)
Discharge	-15°C(5°F)	to	50°C(122°F)
Storage	-15°C(5°F)	to	40°C(104°F)

#### Charge Retention (shelf life) at 20°C(68°F)

1 month	92%
3 month	90%
6 month	80%

#### Case Material

ABS UL94 HB  
Option: Flammability resistance of (UL94 V-0)

#### Design Life

3-5 Years.

#### Terminal

F1 or F2 (Faston Tab 187 or 250)



### Dimensions

#### Length (L)

151±1 (5.94±0.04)

#### Width (W)

51±1 (2.01±0.04)

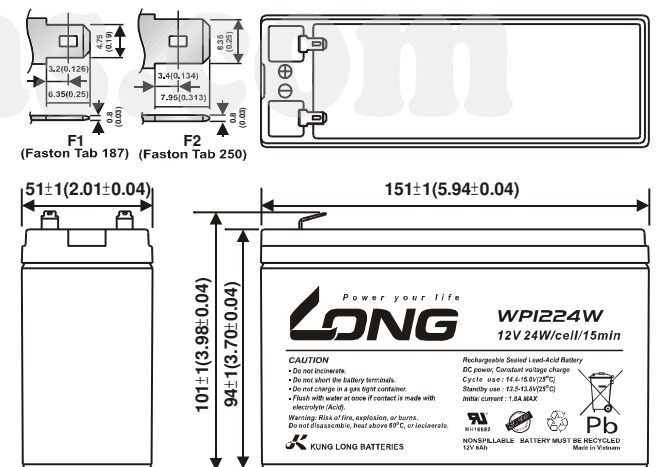
#### Height (H)

94±1 (3.70±0.04)

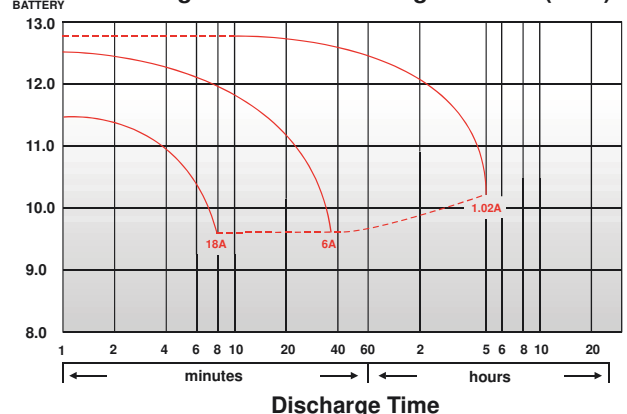
#### Overall Height (HT)

101±1 (3.98±0.04)

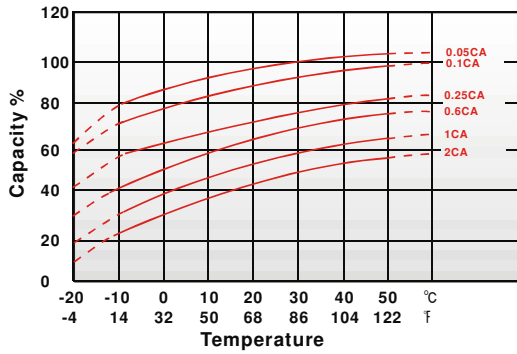
mm(inch)



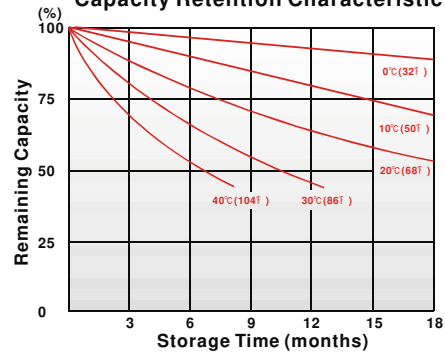
(v) Discharge Time VS. Discharge Current (25°C)



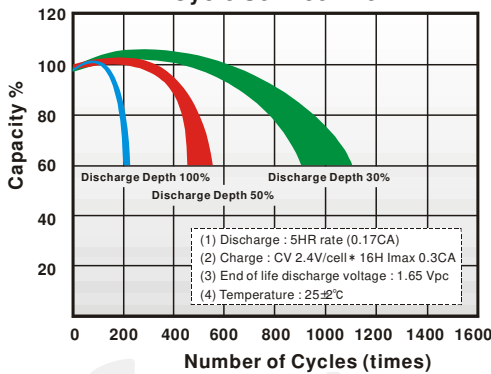
Effect of Temperature on Capacity 25°C(77°F)



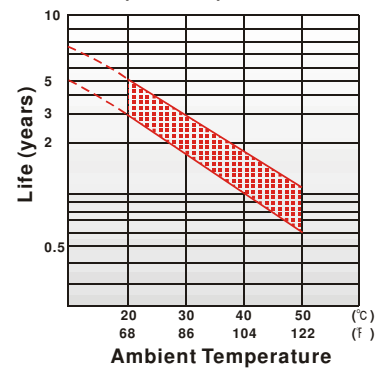
Capacity Retention Characteristic



Cycle Service Life



Trickle (or float) Service Life



**- PERFORMANCE DATA**

Discharge Rates in Watts to Various End Voltages at 25°C(77°F)

End Voltage		1.85V	1.80V	1.75V	1.70V	1.67V	1.65V	1.60V
Time								
5	min	37.8	43.7	47.3	50.4	51.3	52.4	54.0
8	min	28.0	32.5	35.7	38.0	39.0	39.8	41.0
10	min	25.7	29.2	31.3	33.0	33.9	34.3	35.3
15	min	20.3	22.4	23.8	25.0	25.3	25.8	26.3
20	min	16.3	17.7	19.0	19.9	20.2	20.5	20.8
30	min	13.3	14.3	14.8	15.2	15.4	15.6	15.9
60	min	7.20	7.73	8.03	8.30	8.38	8.48	8.64
120	min	4.40	4.65	4.87	5.02	5.07	5.13	5.22
300	min	2.01	2.14	2.22	2.29	2.31	2.34	2.37
600	min	1.26	1.29	1.30	1.31	1.32	1.32	1.33
1200	min	0.688	0.700	0.709	0.717	0.720	0.723	0.726

**- Discharge Rates in Amperes to Various End Voltages at 25°C(77°F)**

End Voltage		1.85V	1.80V	1.75V	1.70V	1.67V	1.65V	1.60V
Time								
5	min	19.1	22.6	24.9	27.0	27.7	28.6	29.8
8	min	17.0	18.8	19.9	20.8	21.1	21.5	22.1
10	min	14.2	15.7	16.8	17.7	18.0	18.4	19.0
15	min	11.3	12.2	12.9	13.4	13.6	13.7	13.9
20	min	9.71	10.2	10.3	10.7	10.9	11.0	11.2
30	min	6.78	7.19	7.46	7.69	7.78	7.90	8.07
60	min	3.63	3.85	4.00	4.13	4.19	4.24	4.32
120	min	1.88	2.01	2.12	2.21	2.25	2.29	2.34
300	min	0.961	1.032	1.071	1.097	1.108	1.12	1.13
600	min	0.593	0.612	0.619	0.626	0.628	0.631	0.636
1200	min	0.319	0.327	0.332	0.337	0.339	0.341	0.343

All data on the spec. sheet is an average value:

The tolerance range : X<6min(+15%~-15%), 6min≤X<10min(+12%~-12%), 10min≤X<60min(+8%~-8%), X≥60min(+5%~-5%)

260421-1F