

MODEL **J250G with Bayonet Cap**
 VOLTAGE **6**
 MATERIAL **Polypropylene**
 DIMENSIONS **Inches (mm)**
 BATTERY **Deep-Cycle Flooded/Wet Lead-Acid Battery**
 COLOR **Maroon**
 WATERING **HydroLink™ Watering System**



6V

PRODUCT + PHYSICAL SPECIFICATIONS

| BCI Group Size | Type | Voltage | Cell(s) | Terminal Type ⁶ | Dimensions ⁶ Inches (mm) | | | Weight Lbs. (kg) |
|----------------|-------|---------|---------|----------------------------|-------------------------------------|------------|---------------------|------------------|
| | | | | | Length | Width | Height ^F | |
| 901 | J250G | 6 | 3 | 7 | 12.17 (309) | 6.85 (174) | 11.43 (290) | 67 (30) |

ELECTRICAL SPECIFICATIONS

| Cranking Performance | | Capacity ^A Minutes | | Capacity ^B Amp-Hours (AH) | | | | Energy (kWh) | Internal Resistance (mΩ) | Short Circuit Current (amps) |
|-----------------------------------|--------------------------------|-------------------------------|-----------|--------------------------------------|-------|-------|--------|--------------|--------------------------|------------------------------|
| C.C.A. ^D @ 0°F (-18°C) | C.A. ^E @ 32°F (0°C) | @ 25 Amps | @ 75 Amps | 5-Hr | 10-Hr | 20-Hr | 100-Hr | 100-Hr | | |
| — | — | 475 | 130 | 195 | 216 | 235 | 261 | 1.57 | — | — |

CHARGING INSTRUCTIONS

| Charger Voltage Settings (at 77°F/25°C) | | | | | |
|---|------|-------|-------|-------|-------|
| System Voltage | 6V | 12V | 24V | 36V | 48V |
| Bulk Charge | 7.41 | 14.82 | 29.64 | 44.46 | 59.28 |
| Float Charge | 6.75 | 13.50 | 27.00 | 40.50 | 54.00 |
| Equalize Charge | 8.10 | 16.20 | 32.40 | 48.60 | 64.80 |

Do not install or charge batteries in a sealed or non-ventilated compartment. Constant under or overcharging will damage the battery and shorten its life as with any battery.

CHARGING TEMPERATURE COMPENSATION

| Add | Subtract |
|---|---|
| 0.005 volt per cell for every 1°C below 25°C 0.0028 volt per cell for every 1°F below 77°F | 0.005 volt per cell for every 1°C above 25°C 0.0028 volt per cell for every 1°F above 77°F |

OPERATIONAL DATA

| Operating Temperature | Self Discharge |
|---|--|
| -4°F to 113°F (-20°C to +45°C). At temperatures below 32°F (0°C) maintain a state of charge greater than 60%. | 5 – 15% per month depending on storage temperature conditions. |

STATE OF CHARGE MEASURE OF OPEN-CIRCUIT VOLTAGE


| Percentage Charge | Specific Gravity | Cell | 6 Volt |
|-------------------|------------------|-------|--------|
| 100 | 1.277 | 2.122 | 6.37 |
| 90 | 1.258 | 2.103 | 6.31 |
| 80 | 1.238 | 2.083 | 6.25 |
| 70 | 1.217 | 2.062 | 6.19 |
| 60 | 1.195 | 2.040 | 6.12 |
| 50 | 1.172 | 2.017 | 6.05 |
| 40 | 1.148 | 1.993 | 5.98 |
| 30 | 1.124 | 1.969 | 5.91 |
| 20 | 1.098 | 1.943 | 5.83 |
| 10 | 1.073 | 1.918 | 5.75 |



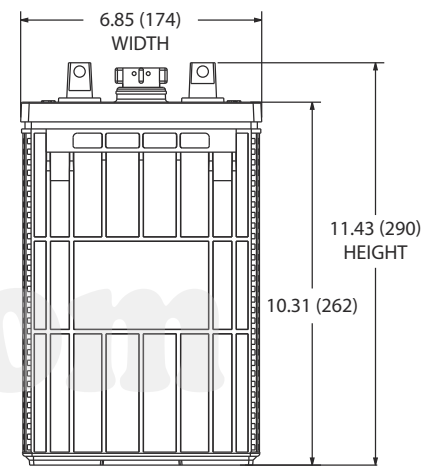
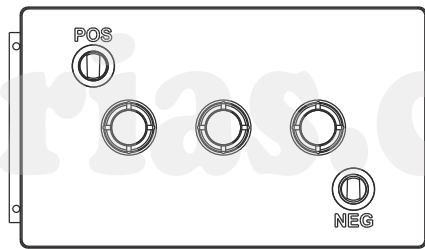
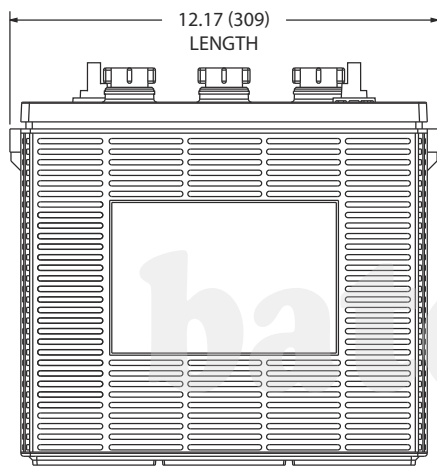
Designed in compliance with applicable BCI, DIN, BS and IEC standards.
 Tested in compliance to BCI and IEC standards.



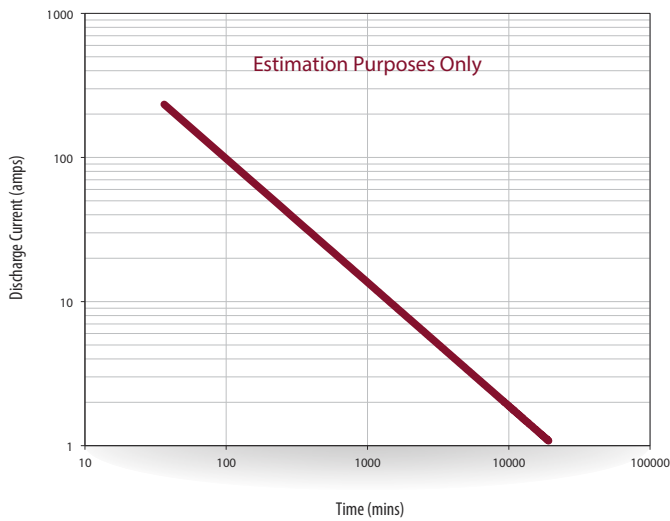
TERMINAL CONFIGURATIONS⁶

| 7 | UT | Universal Terminal |
|---|----|--------------------|
|  | | |
| Terminal Height Inches (mm) 1.10 (28) | | |
| Torque Values in-lb (Nm) 95 – 105 (11 – 12) | | |
| Bolt 5/16" | | |

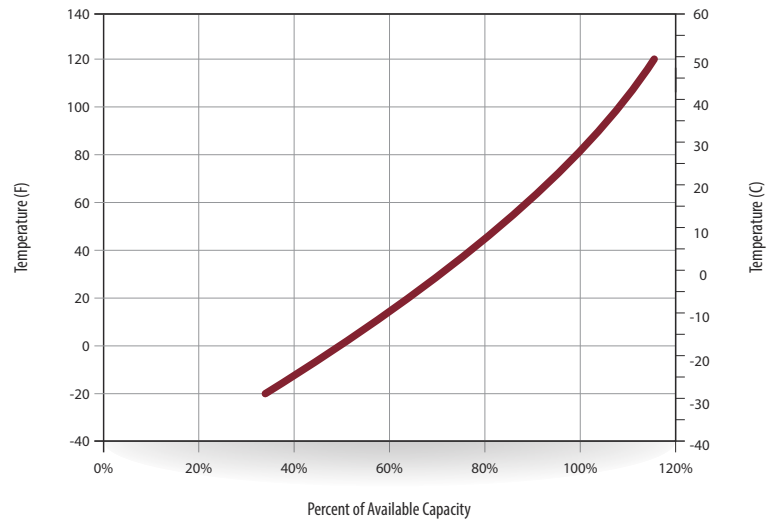
BATTERY DIMENSIONS (shown with UT)



TROJAN J250G PERFORMANCE



PERCENT CAPACITY VS. TEMPERATURE



- A. The number of minutes a battery can deliver when discharged at a constant rate at 80°F (27°C) and maintain a voltage above 1.75 V/cell. Capacities are based on peak performance.
- B. The amount of amp-hours (AH) a battery can deliver when discharged at a constant rate at 80°F (27°C) and maintain a voltage above 1.75 V/cell. Capacities are based on peak performance.
- C. Dimensions may vary depending on type of handle or terminal. Batteries should be mounted with 0.5 inches (12.7 mm) spacing minimum.

- D. C.C.A. (Cold Cranking Amps) - the discharge load in amperes which a new, fully charged battery can maintain for 30 seconds at 0°F (-18°C) at a voltage above 1.2 V/cell.
- E. C.A. (Cranking Amps) - the discharge load in amperes which a new, fully charged battery can maintain for 30 seconds at 32°F (0°C) at a voltage above 1.2 V/cell. This is sometimes referred to as marine cranking amps @ 32°F or M.C.A. @ 32°F.
- F. Height taken from bottom of the battery to the highest point on the battery. Heights may vary depending on type of terminal.
- G. Terminal images are representative only.