

DC120-12D DATA SHEET



DC120-12D

120AH@20HR

12-Volt

DEEP CYCLE

**Maintenance-Free
Sealed AGM Battery**

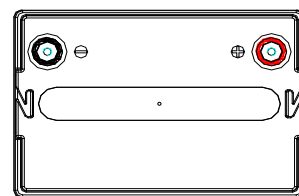
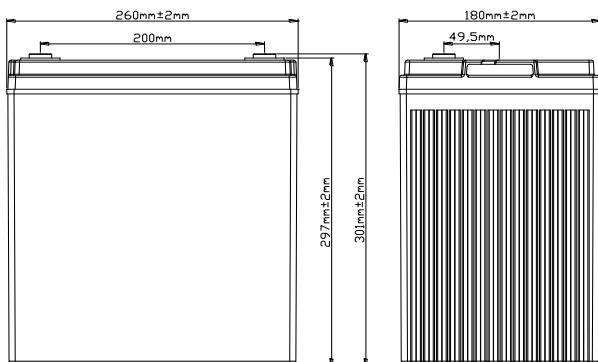
Nominal Specifications			
Battery Model	DC120-12D	Rated Capacity	120AH/20HR
Mechanical Specifications			
Group Size	N/A		
Overall Height (H)	301±2mm	11.85"	
Container Height (h)	297±2mm	11.69"	
Length	260±2mm	10.24"	
Width	180±2mm	7.09"	
Weight	Approx.38.7kg	85.32lbs.	
Terminal Type	M8- Button Terminal		
Terminal Torque	9.6-10.7 N.m		
Container Material	ABS: Standard (UL 94-HB)		

Electrical Specifications	
C100	132AH
C20	120AH
C10	112AH
C5	98AH
CCA	750A
CA or MCA	900A
HPCA	1020A
Max. Discharge Current	1200A (5s)
Internal Resistance	4.0mΩ
Reserve Capacity	
Reserve @25 AMPS	230Minutes
Reserve @75 AMPS	56Minutes

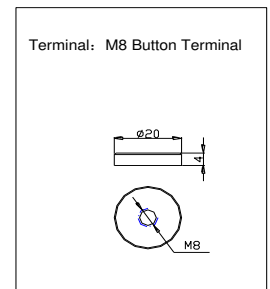
Temperature Range Specifications	
Operating Temperature Range	Discharge : -15°C ~+ 50°C (5°F ~122°F)
	Charge: -15°C ~ +40°C (5°F ~104°F)
	Storage: -15°C ~ +40°C (5°F ~104°F)
Recommended Operating Temperature Range	+74°F (23°C) to +80°F (27°C)
Self-Discharge	Less than 10% after 90 days, can be stored up to 6 months at 25°C (77°F); Fully recharging is required before usage, For higher temperatures the time interval will be shorter.

Charge Voltages		
Float Charging Voltage	13.5 to 13.8 VDC/unit@ (25°C)	
Equalization and Cycle Service Charging Voltage	14.3 to 14.5 VDC/unit @ (25°C)	
Maximum Charge Current(A)	30A	
Charging Temperature Compensation	Cycle use	-4mV/cell/°C
	Float use	-3mV/cell/°C

BATTERY & TERMINAL DIMENSIONS (All units shown in mm)



Battery bank spacing required 12.5mm (1/2"inch) minimum



Constant Current Discharge Rating Amperes @ 77°F (25°C)

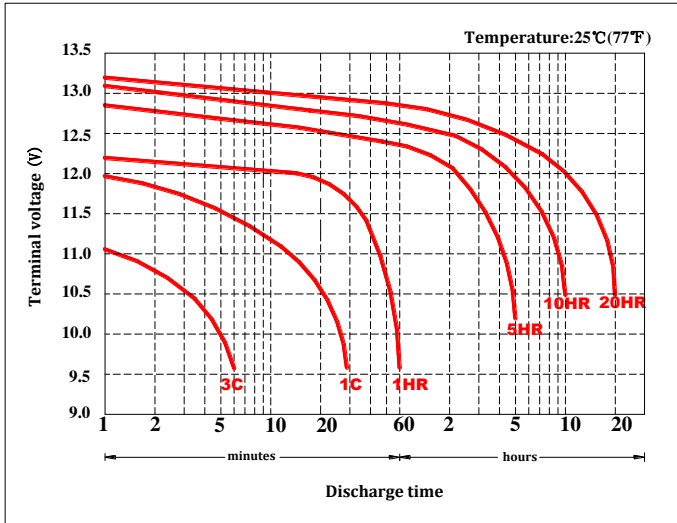
Cut off voltage V/cell	15M	30M	45M	1H	2H	3H	5H	8H	10H	12H	20H
1.75V	192	118	90.3	70	40.1	28.2	19.4	13.7	11.2	9.7	6.0

Note The above data are average values, and can be obtained with 3 charge/discharge cycles. These are not minimum values.

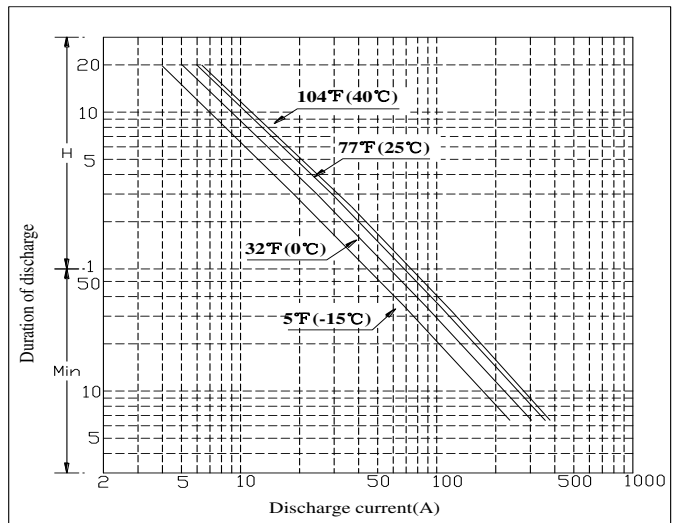


DC120-12D DATA SHEET

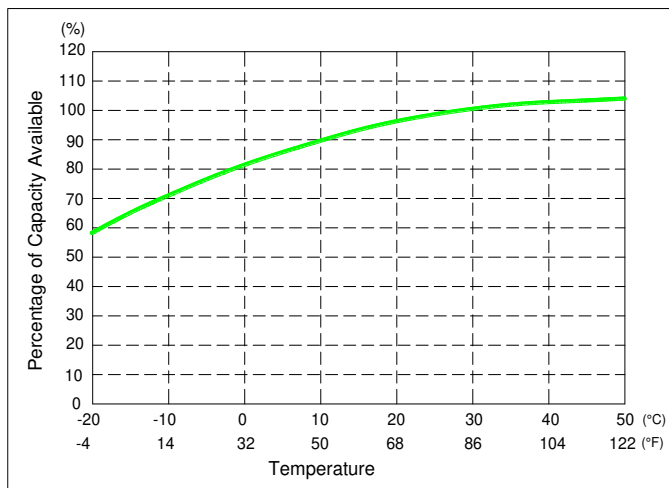
Terminal Voltage(V) and Discharge Time



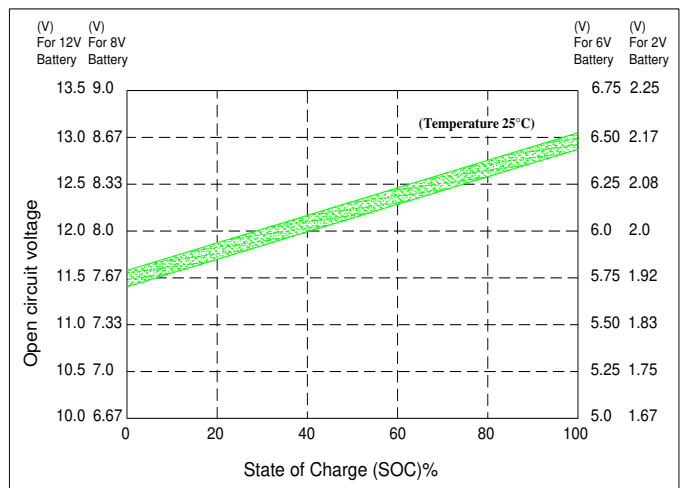
Duration of discharge vs. Discharge current



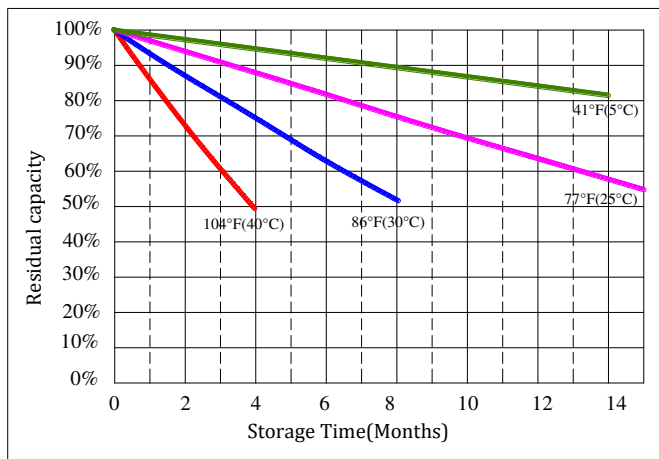
Percent Capacity vs. Temperature



State of Charge(SOC) vs Open Circuit Voltage(OCV)



Capacity Retention Characteristic



Cycle Life vs. Depth of Discharge(DOD)

