

⚡ Specifications

Nominal Voltage(V)

12V

Nominal Capacity

10 hour rate	(7.5A to 10.50V)	75Ah
5 hour rate	(12.75A to 10.20V)	63.75Ah
1 hour rate	(41.25A to 9.60V)	41.25Ah
1 C	(75A to 9.60V)	40Ah

Weight

Approx. 24.8kg(54.6Lbs.)

Internal Resistance (at 1KHz)

Approx. 7.5 mΩ

Maximum Discharge Current for

5 seconds: 900A

Charging Methods at 25°C(77°F)

Cycle use:	
Charging Voltage	13.8 to 14.4V
Coefficient	-5.0mV/°C/cell
Maximum Charging Current :	22.5A
Standby use:	
Float Charging Voltage	13.5 to 13.8V
Coefficient	-3.0mV/°C/cell

Operating Temperature Range

Charge	-15°C(5°F)	to	40°C(104°F)
Discharge	-15°C(5°F)	to	50°C(122°F)
Storage	-15°C(5°F)	to	40°C(104°F)

Charge Retention (shelf life) at 20°C(68°F)

1 month	98%
3 month	94%
6 month	85%

Case Material

ABS UL94 HB
Option: Flammability resistance of (UL94 V-0)

Design Life

7-10 Years.

Terminal

F8



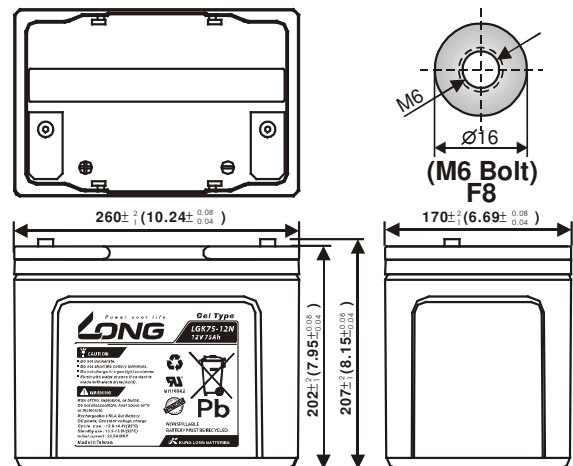
⚡ Dimensions

Length (L)	260+2-1 (10.24+0.08-0.04)
Width (W)	170+2-1 (6.69+0.08-0.04)
Height (H)	202+2-1 (7.95+0.08-0.04)
Overall Height (HT)	207+2-1 (8.15+0.08-0.04)

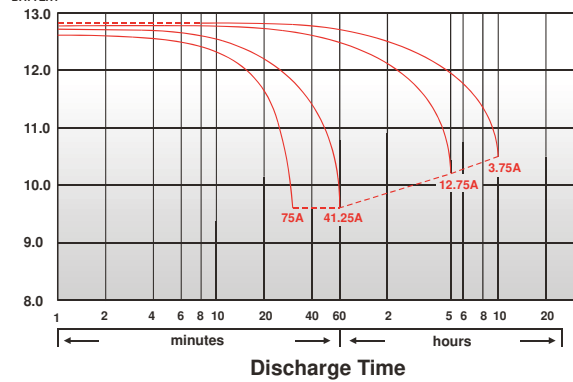
Description of torque value of hard ware for the terminals:

Recommended torque value	M6: 7 N-m (71kgf-cm)
Maximum allowable torque value	M6: 10 N-m (102kgf-cm)

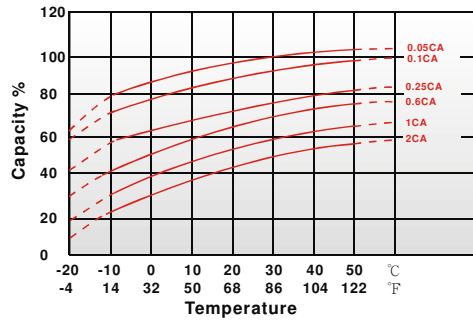
mm(inch)



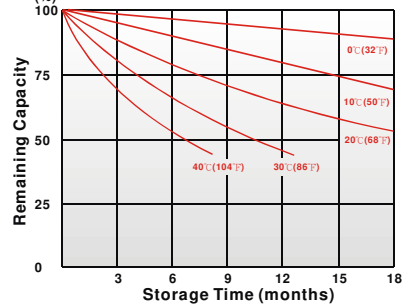
(V) FOR 12V BATTERY Discharge Time VS. Discharge Current (25°C)



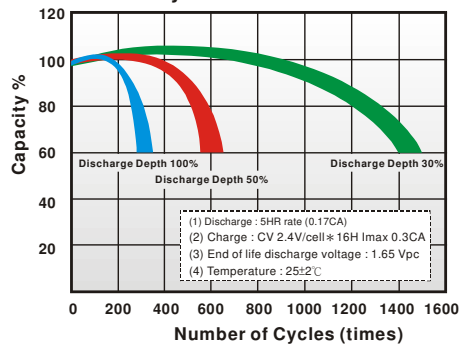
Effect of Temperature on Capacity 25°C (77°F)



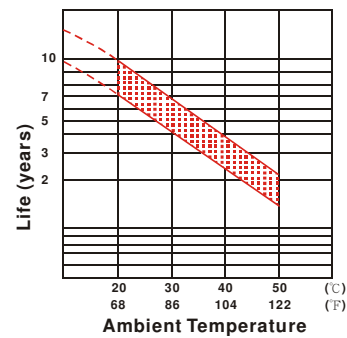
Capacity Retention Characteristic



Cycle Service Life



Trickle (or float) Service Life



- PERFORMANCE DATA

Discharge Rates in Watts to Various End Voltages at 25°C (77°F)

End Voltage		1.85V	1.80V	1.75V	1.70V	1.67V	1.65V	1.60V
Time								
5	min	366	386	442	469	483	497	510
10	min	251	264	303	321	331	340	349
15	min	160	203	216	247	252	258	264
30	min	125	134	139	143	144	146	149
60	min	75.2	79.4	81.7	83.5	84.2	84.9	85.9
120	min	43.9	46.3	47.7	49.0	49.4	49.9	50.5
180	min	31.6	33.3	34.3	35.0	35.3	35.7	36.1
240	min	25.7	26.8	27.6	28.2	28.4	28.7	29.0
300	min	22.5	23.5	24.2	24.7	24.9	25.0	25.2
600	min	14.3	14.4	14.6	14.7	14.7	14.8	14.9
1200	min	7.46	7.57	7.66	7.74	7.79	7.82	7.87

- Discharge Rates in Amperes to Various End Voltages at 25°C (77°F)

End Voltage		1.85V	1.80V	1.75V	1.70V	1.67V	1.65V	1.60V
Time								
5	min	160	193	221	245	255	266	274
10	min	101	129	150	167	174	181	186
15	min	81.5	98.1	112	121	127	131	135
30	min	56.9	65.3	71.5	74.9	77.7	79.2	80.1
60	min	33.2	36.1	37.9	39.4	40.1	40.8	41.3
120	min	18.8	20.8	22.2	23	23.5	24.0	24.5
180	min	15.3	16.9	17.9	18.6	19.2	19.6	19.9
240	min	12.1	12.9	13.7	14.2	14.5	14.8	15.1
300	min	11.2	12.0	12.5	12.8	13.1	13.3	13.5
600	min	7.41	7.50	7.57	7.62	7.67	7.70	7.73
1200	min	3.69	3.75	3.80	3.84	3.86	3.88	3.90

All data on the spec. sheet is an average value:

The tolerance range : $X < 6\text{min}$ (+15%~-15%), $6\text{min} \leq X < 10\text{min}$ (+12%~-12%), $10\text{min} \leq X < 60\text{min}$ (+8%~-8%), $X \geq 60\text{min}$ (+5%~-5%)

070121-10