

⚡ Specifications

Nominal Voltage(V)

12V

Nominal Capacity

10 hour rate	(12.5A to 10.80V)	125Ah
5 hour rate	(21.25A to 10.20V)	106.3Ah
1 hour rate	(75A to 9.60V)	75Ah
1 C	(125A to 9.60V)	62.5Ah

Weight

Approx. 39kg(85.8Lbs.)

Internal Resistance (at 1KHz)

Approx. 7 mΩ

Maximum Discharge Current for

5 seconds: 750A

Charging Methods at 25°C(77°F)

Cycle use:		
Charging Voltage	14.4 to 15.0V	
Coefficient	-5.0mV/°C/cell	
Maximum Charging Current :	37.5A	
Standby use:		
Float Charging Voltage	13.5 to 13.8V	
Coefficient	-3.0mV/°C/cell	

Operating Temperature Range

Charge	-15°C(5°F)	to	40°C(104°F)
Discharge	-15°C(5°F)	to	50°C(122°F)
Storage	-15°C(5°F)	to	40°C(104°F)

Charge Retention (shelf life) at 20°C(68°F)

1 month	98%
3 month	94%
6 month	85%

Case Material

ABS UL94 HB
Option: Flammability resistance of (UL94 V-0)

Design Life

12 Years.

Terminal

F18



⚡ Dimensions

Length (L) 550±3 (21.65±0.12)

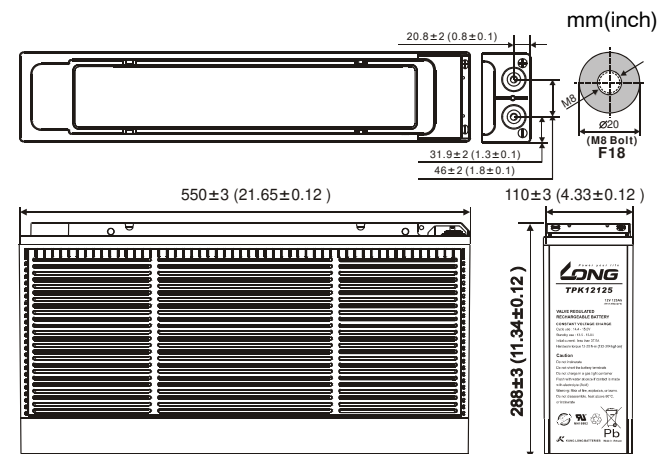
Width (W) 110±3 (4.33±0.12)

Height (H) 288±3 (11.34±0.12)

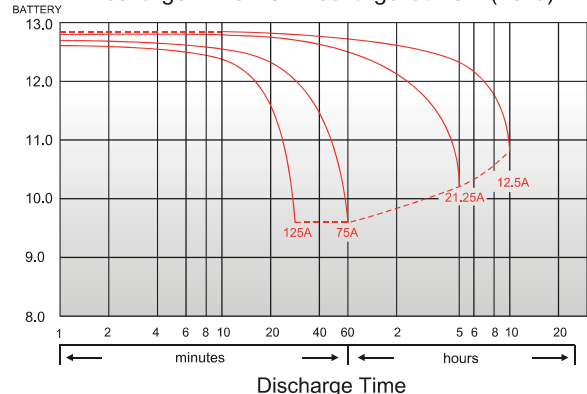
Overall Height (HT) 288±3 (11.34±0.12)

Description of torque value of hard ware for the terminals:

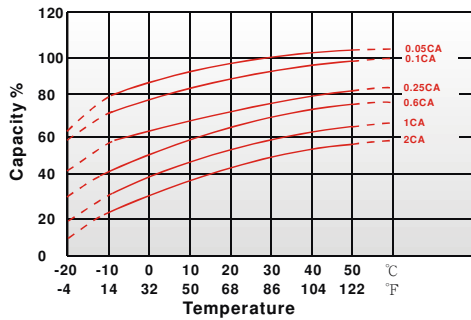
Recommended torque value	M8:12 N-m (122kgf-cm)
Maximum allowable torque value	M8:20 N-m (204kgf-cm)



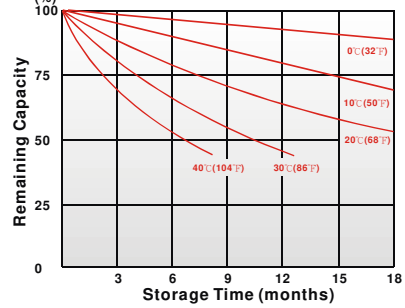
(V) FOR 12V BATTERY Discharge Time VS. Discharge Current (25°C)



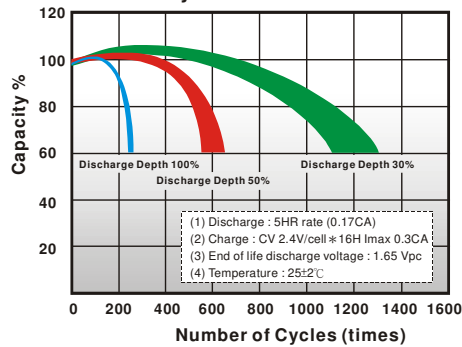
Effect of Temperature on Capacity 25°C (77°F)



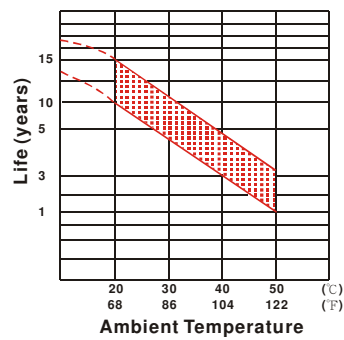
Capacity Retention Characteristic



Cycle Service Life



Trickle (or float) Service Life



- PERFORMANCE DATA

Discharge Rates in Watts to Various End Voltages at 25°C (77°F)

Time	End Voltage	1.85V	1.80V	1.75V	1.70V	1.67V	1.65V	1.60V
15	min	268	328	370	397	404	413	422
30	min	159	196	220	236	240	246	251
60	min	136	146	152	155	156	157	159
120	min	77.2	82.8	85.2	87.2	87.8	88.5	89.2
180	min	59.3	63.5	65.3	66.7	67.2	67.7	68.2
240	min	48.5	51.0	52.5	53.7	54.0	54.5	55.0
300	min	40.8	43.0	44.5	45.7	46.0	46.5	46.8
480	min	28.3	29.8	31.0	31.8	32.0	32.3	32.7
600	min	24.5	25.5	26.3	27.0	27.2	27.3	27.5
1200	min	12.6	13.2	13.5	13.8	13.9	14.0	14.1

- Discharge Rates in Amperes to Various End Voltages at 25°C (77°F)

Time	End Voltage	1.85V	1.80V	1.75V	1.70V	1.67V	1.65V	1.60V
15	min	153	188	213	226	230	235	241
30	min	89.2	108	121	129	131	134	137
60	min	70.4	75.9	77.8	79.5	80.1	80.8	81.6
120	min	38.2	42.3	44.0	45.3	45.7	45.2	45.8
180	min	27.7	30.8	31.9	32.8	33.1	33.5	34.0
240	min	22.6	24.8	25.7	26.4	26.6	26.9	27.2
300	min	19.9	21.3	22.1	22.6	22.7	22.9	23.1
480	min	14.3	15.2	15.6	15.8	15.9	16.0	16.1
600	min	11.8	12.6	13.0	13.3	13.4	13.5	13.6
1200	min	6.42	6.63	6.72	6.79	6.82	6.85	6.89

All data on the spec. sheet is an average value:

The tolerance range : X<6min(+15%~-15%), 6min ≤ X<10min(+12%~-12%), 10min ≤ X<60min(+8%~-8%), X ≥ 60min(+5%~-5%)

210121-1J