

⚡ Specifications

Nominal Voltage(V)

12V

Nominal Capacity

20 hour rate	(0.105A to 10.50V)	2.1Ah
10 hour rate	(0.2A to 10.50V)	2.0Ah
5 hour rate	(0.357A to 10.20V)	1.79Ah
1C	(2.1A to 9.60V)	0.95Ah

Weight

Approx. 714g(1.57Lbs.)

Internal Resistance (at 1KHz)

Approx. 59 mΩ

Temperature Resistance from Thermal Protector

65±5°C

Maximum Current Resistance

10A

Charging Methods at 25°C (77°F)

Cycle use:

Charging Voltage 14.4 to 15.0V

Coefficient -5.0mV/°C/cell

Maximum Charging Current : 0.63A

Standby use:

Float Charging Voltage 13.5 to 13.8V

Coefficient -3.0mV/°C/cell

Operating Temperature Range

Charge -15°C (5°F) to 40°C (104°F)

Discharge -15°C (5°F) to 50°C (122°F)

Storage -15°C (5°F) to 40°C (104°F)

Charge Retention (shelf life) at 20°C (68°F)

1 month	92%
3 month	90%
6 month	80%

Case Material

ABS UL94 HB

Option: Flammability resistance of (UL94 V-0)

Design Life

3-5 Years.

Terminal

F13

(Thermal Protector)



⚡ Dimensions

Length (L)

182±1 (7.17±0.04)

Width (W)

23±1 (0.91±0.04)

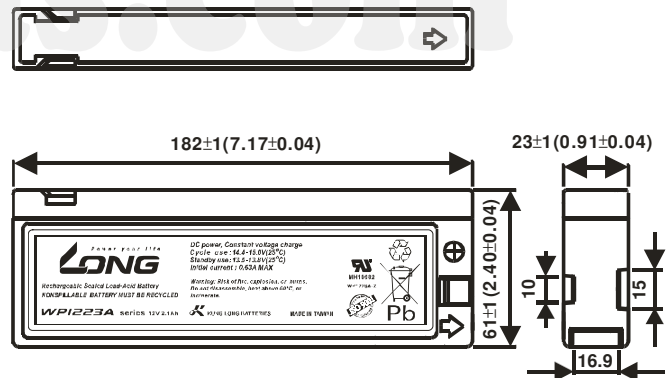
Height (H)

61±1 (2.40±0.04)

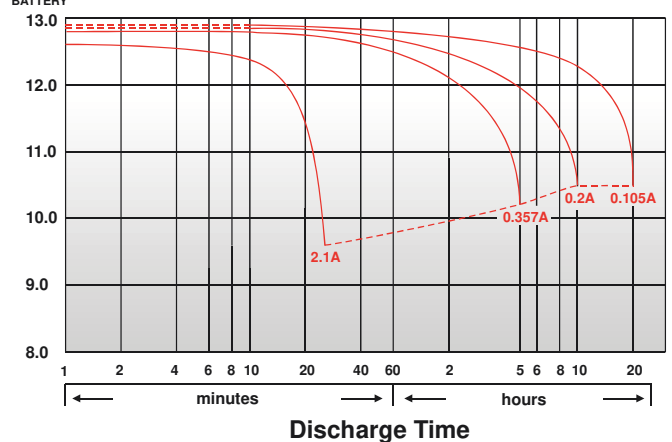
Overall Height (HT)

61±1 (2.40±0.04)

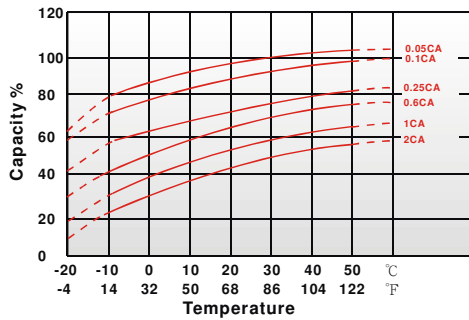
mm(inch)



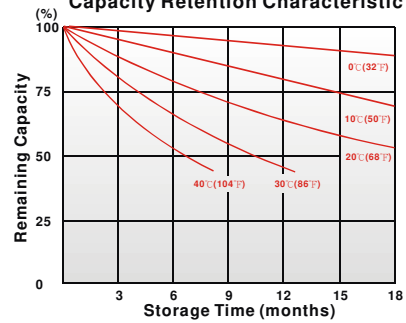
(v) FOR 12V BATTERY Discharge Time VS. Discharge Current (25°C)



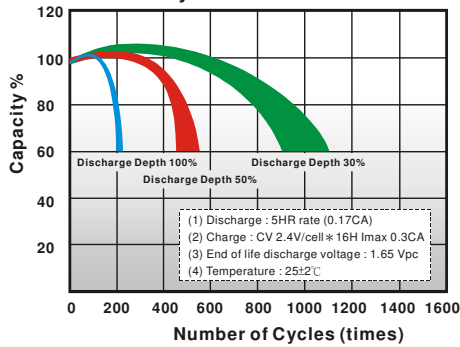
Effect of Temperature on Capacity 25°C (77°F)



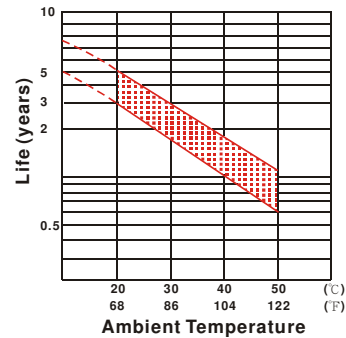
Capacity Retention Characteristic



Cycle Service Life



Trickle (or float) Service Life



- PERFORMANCE DATA

Discharge Rates in Watts to Various End Voltages at 25°C (77°F)

Time	End Voltage	1.85V	1.80V	1.75V	1.70V	1.67V	1.65V	1.60V
5	min	9.45	10.9	11.9	12.8	13.1	13.5	14.0
10	min	7.77	8.52	9.03	9.50	9.70	9.92	10.30
15	min	7.00	7.22	7.52	7.77	7.87	7.98	8.13
30	min	4.00	4.27	4.47	4.62	4.67	4.73	4.82
60	min	2.47	2.68	2.77	2.83	2.88	2.95	3.05
120	min	1.29	1.40	1.46	1.50	1.53	1.56	1.61
180	min	0.920	0.998	1.06	1.13	1.15	1.18	1.22
240	min	0.703	0.768	0.812	0.840	0.860	0.882	0.915
300	min	0.535	0.597	0.648	0.695	0.713	0.733	0.762
600	min	0.342	0.378	0.397	0.408	0.417	0.428	0.445
1200	min	0.203	0.215	0.223	0.230	0.232	0.235	0.238

- Discharge Rates in Amperes to Various End Voltages at 25°C (77°F)

Time	End Voltage	1.85V	1.80V	1.75V	1.70V	1.67V	1.65V	1.60V
5	min	5.33	5.97	6.55	7.04	7.26	7.51	7.82
10	min	3.65	4.16	4.58	4.97	5.14	5.33	5.54
15	min	3.23	3.6	3.86	4.07	4.16	4.25	4.36
30	min	1.78	2.06	2.27	2.46	2.53	2.61	2.69
60	min	1.18	1.29	1.36	1.42	1.44	1.47	1.51
120	min	0.630	0.681	0.725	0.766	0.783	0.802	0.824
180	min	0.442	0.490	0.532	0.566	0.578	0.590	0.604
240	min	0.353	0.396	0.414	0.430	0.435	0.441	0.450
300	min	0.316	0.338	0.351	0.362	0.366	0.370	0.375
600	min	0.185	0.197	0.204	0.210	0.212	0.215	0.218
1200	min	0.094	0.101	0.106	0.111	0.113	0.115	0.117

All data on the spec. sheet is an average value:

The tolerance range : $X < 6\text{min}$ (+15%~-15%), $6\text{min} \leq X < 10\text{min}$ (+12%~-12%), $10\text{min} \leq X < 60\text{min}$ (+8%~-8%), $X \geq 60\text{min}$ (+5%~-5%)

040119-1G