

⚡ Specifications

Nominal Voltage(V)

12V

Nominal Power

15 mins rate: 36W/cell to 1.60V/cell

Nominal Capacity

5 hour rate	(1.53A to 10.20V)	7.65Ah
1 C	(9A to 9.60V)	5.7Ah
3 C	(27A to 9.60V)	3.6Ah

Cold Cranking Amperes (-18°C)

110A

Cranking Amperes (25°C)

175A

Weight

Approx. 2.7kg(5.94Lbs.)

Internal Resistance (at 1KHz)

Approx. 14.5 mΩ

Maximum Discharge Current for

5 seconds: 180A

Charging Methods at 25°C(77°F)

Cycle use:	
Charging Voltage	14.4 to 15.0V
Coefficient -5.0mV/°C/cell	
Maximum Charging Current :	2.7A
Standby use:	
Float Charging Voltage	13.5 to 13.8V
Coefficient -3.0mV/°C/cell	

Operating Temperature Range

Charge	-15°C(5°F)	to	40°C(104°F)
Discharge	-15°C(5°F)	to	50°C(122°F)
Storage	-15°C(5°F)	to	40°C(104°F)

Charge Retention (shelf life) at 20°C(68°F)

1 month	92%
3 month	90%
6 month	80%

Case Material

ABS UL94 HB
Option: Flammability resistance of (UL94 V-0)

Design Life

3-5 Years.

Terminal

F3



⚡ Dimensions

Length (L)

151±1 (5.94±0.04)

Width (W)

65±1 (2.56±0.04)

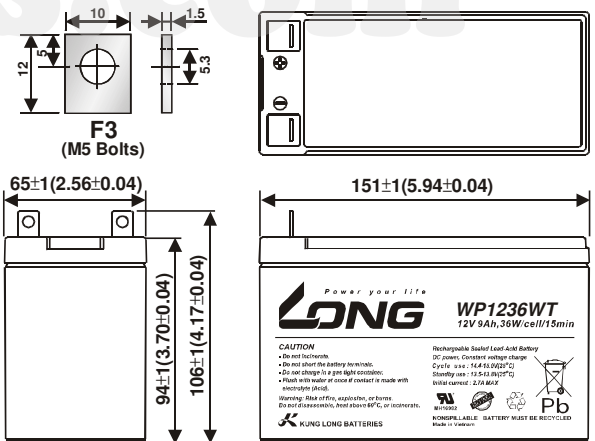
Height (H)

94±1 (3.70±0.04)

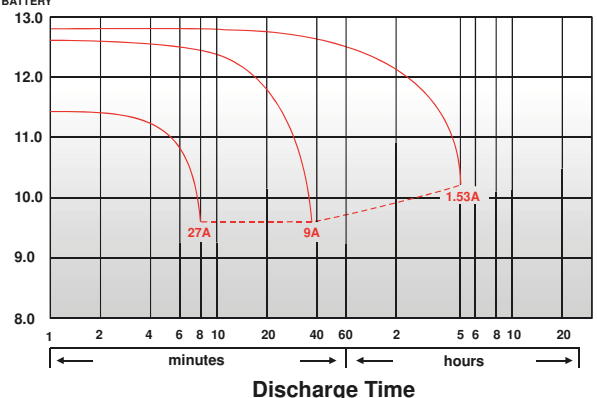
Overall Height (HT)

106±1 (4.17±0.04)

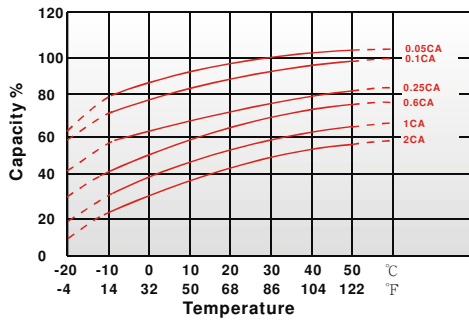
mm(inch)



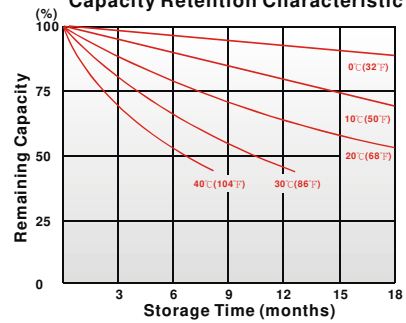
(V) FOR 12V BATTERY Discharge Time VS. Discharge Current (25°C)



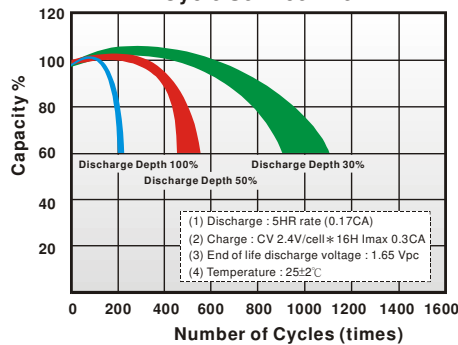
Effect of Temperature on Capacity 25°C (77°F)



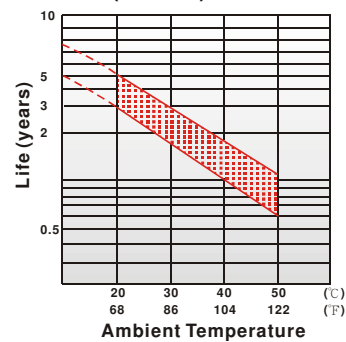
Capacity Retention Characteristic



Cycle Service Life



Trickle (or float) Service Life



- PERFORMANCE DATA

Discharge Rates in Watts to Various End Voltages at 25°C (77°F)

End Voltage		1.85V	1.80V	1.75V	1.70V	1.67V	1.65V	1.60V
Time								
5	min	57.1	60.2	64.7	67.8	69.8	71.2	74.7
10	min	36.5	39.1	42.0	44.0	45.2	46.1	48.3
15	min	30.1	31.2	32.3	33.4	34.0	34.7	35.9
30	min	15.8	16.2	17.0	17.7	17.8	18.0	19.1
60	min	9.97	10.4	10.7	11.0	11.1	11.3	11.5
120	min	5.40	5.56	5.69	5.82	5.87	5.90	5.95
180	min	4.20	4.35	4.49	4.62	4.67	4.75	4.85
240	min	3.40	3.53	3.63	3.73	3.78	3.85	3.92
300	min	2.89	2.99	3.05	3.10	3.12	3.15	3.18
600	min	1.62	1.68	1.71	1.75	1.77	1.78	1.80
1200	min	0.853	0.882	0.902	0.907	0.910	0.913	0.918

- Discharge Rates in Amperes to Various End Voltages at 25°C (77°F)

End Voltage		1.85V	1.80V	1.75V	1.70V	1.67V	1.65V	1.60V
Time								
5	min	30.4	32.6	35.0	36.7	37.4	38.5	40.3
10	min	19.1	20.4	21.9	22.9	23.4	24.1	25.2
15	min	14.3	14.9	15.8	16.5	16.8	17.3	18.0
30	min	8.09	8.45	8.93	9.35	9.54	9.77	10.2
60	min	5.17	5.29	5.37	5.45	5.48	5.52	5.57
120	min	2.63	2.72	2.78	2.84	2.86	2.89	2.93
180	min	2.12	2.18	2.23	2.27	2.29	2.31	2.34
240	min	1.69	1.74	1.77	1.80	1.81	1.82	1.83
300	min	1.46	1.51	1.53	1.55	1.56	1.57	1.58
600	min	0.827	0.841	0.855	0.866	0.871	0.877	0.884
1200	min	0.427	0.442	0.451	0.456	0.459	0.462	0.466

All data on the spec. sheet is an average value:

The tolerance range : $X < 6\text{min}$ (+15%~-15%), $6\text{min} \leq X < 10\text{min}$ (+12%~-12%), $10\text{min} \leq X < 60\text{min}$ (+8%~-8%), $X \geq 60\text{min}$ (+5%~-5%)

061118-1G