

⚡ Specifications

Nominal Voltage(V)

12V

Nominal Capacity

20 hour rate	(0.06A to 10.50V)	1.2Ah
10 hour rate	(0.114A to 10.50V)	1.14Ah
5 hour rate	(0.204A to 10.20V)	1.02Ah
1 C	(1.2A to 9.60V)	0.68Ah
3 C	(3.6A to 9.60V)	0.48Ah

Weight

Approx. 580g(1.28Lbs.)

Internal Resistance (at 1KHz)

Approx. 97 mΩ

Maximum Discharge Current for

5 seconds: 18A

Charging Methods at 25°C(77°F)

Cycle use:	
Charging Voltage	14.4 to 15.0V
Coefficient	-5.0mV/°C/cell
Maximum Charging Current :	0.36A
Standby use:	
Float Charging Voltage	13.5 to 13.8V
Coefficient	-3.0mV/°C/cell

Operating Temperature Range

Charge	-15°C(5°F)	to	40°C(104°F)
Discharge	-15°C(5°F)	to	50°C(122°F)
Storage	-15°C(5°F)	to	40°C(104°F)

Charge Retention (shelf life) at 20°C(68°F)

1 month	92%
3 month	90%
6 month	80%

Case Material

ABS UL94 HB
Option: Flammability resistance of (UL94 V-0)

Design Life

3-5 Years.

Terminal

F1 or F2 (Faston Tab 187 or 250)



⚡ Dimensions

Length (L)

97±1 (3.82±0.04)

Width (W)

48±1 (1.89±0.04)

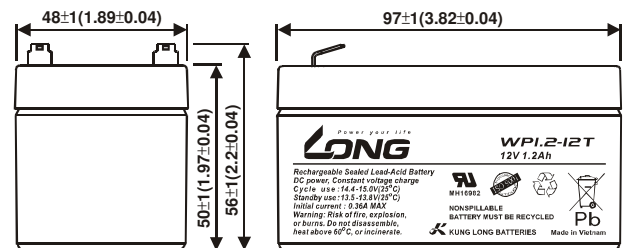
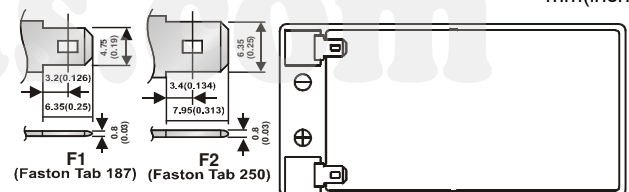
Height (H)

50±1 (1.97±0.04)

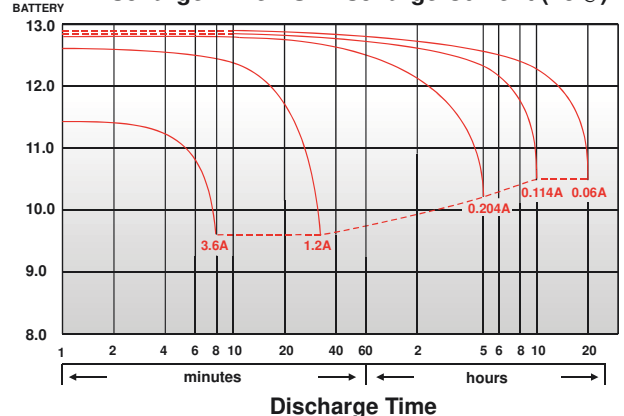
Overall Height (HT)

56±1 (2.20±0.04)

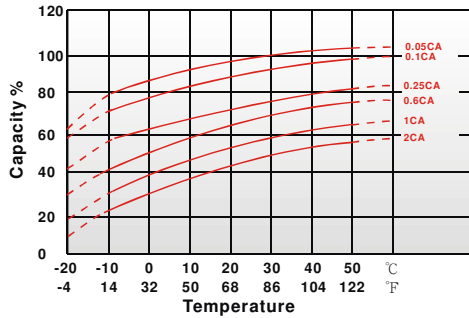
mm(inch)



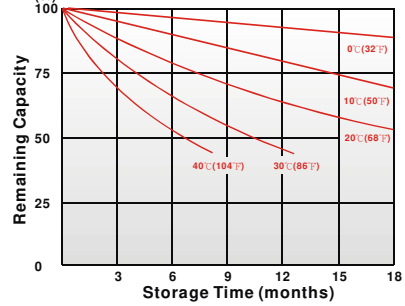
(V) Discharge Time VS. Discharge Current (25°C)



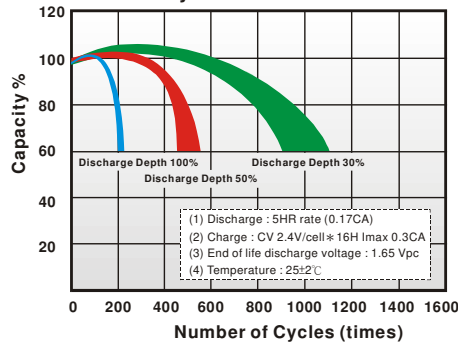
Effect of Temperature on Capacity 25°C (77°F)



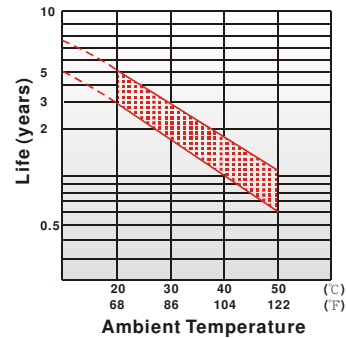
Capacity Retention Characteristic



Cycle Service Life



Trickle (or float) Service Life



- PERFORMANCE DATA

Discharge Rates in Watts to Various End Voltages at 25°C (77°F)

End Voltage		1.85V	1.80V	1.75V	1.70V	1.67V	1.65V	1.60V
Time								
5	min	7.38	8.02	8.47	8.85	9.00	9.18	9.48
10	min	4.88	5.27	5.57	5.78	5.85	5.93	6.03
15	min	4.02	4.23	4.42	4.57	4.62	4.68	4.75
30	min	2.55	2.65	2.72	2.77	2.78	2.82	2.85
60	min	1.45	1.52	1.56	1.60	1.61	1.63	1.65
120	min	0.785	0.847	0.885	0.913	0.925	0.938	0.953
180	min	0.573	0.613	0.642	0.663	0.673	0.685	0.697
240	min	0.463	0.498	0.523	0.542	0.548	0.557	0.565
300	min	0.427	0.448	0.463	0.475	0.478	0.483	0.488
600	min	0.225	0.238	0.248	0.255	0.257	0.260	0.263
1200	min	0.124	0.127	0.130	0.131	0.132	0.132	0.133

- Discharge Rates in Amperes to Various End Voltages at 25°C (77°F)

End Voltage		1.85V	1.80V	1.75V	1.70V	1.67V	1.65V	1.60V
Time								
5	min	3.62	4.23	4.69	5.06	5.21	5.38	5.63
10	min	2.25	2.56	2.76	2.94	3.01	3.09	3.24
15	min	1.91	2.15	2.29	2.40	2.44	2.49	2.55
30	min	1.14	1.27	1.38	1.45	1.47	1.50	1.53
60	min	0.766	0.802	0.821	0.845	0.851	0.858	0.865
120	min	0.411	0.434	0.448	0.459	0.463	0.468	0.475
180	min	0.292	0.311	0.322	0.331	0.334	0.338	0.344
240	min	0.237	0.252	0.261	0.268	0.271	0.274	0.278
300	min	0.209	0.221	0.228	0.233	0.235	0.238	0.240
600	min	0.114	0.119	0.123	0.126	0.127	0.128	0.129
1200	min	0.0620	0.0629	0.0636	0.0642	0.0644	0.0647	0.0651

All data on the spec. sheet is an average value:

The tolerance range : $X < 6\text{min}$ (+15%~-15%), $6\text{min} \leq X < 10\text{min}$ (+12%~-12%), $10\text{min} \leq X < 60\text{min}$ (+8%~-8%), $X \geq 60\text{min}$ (+5%~-5%)

260520-11