

⚡ Specifications

Nominal Voltage(V)

12V

Nominal Power

15 mins rate: 365W/cell to 1.75V/cell

Nominal Capacity

10 hour rate	(9.5A to 10.50V)	95Ah
8 hour rate	(10.63A to 10.50V)	85Ah
5 hour rate	(17A to 10.20V)	85Ah

Weight

Approx. 29.5kg(64.9Lbs.)

Internal Resistance (at 1KHz)

Approx. 5.0 mΩ

Maximum Discharge Current for

5 seconds: 1200A

Short Circuit Current (A)

3500 A

Charging Methods at 25°C(77°F)

Maximum Charging Current :	30A
Boost Charging Voltage	14.10 to 14.40V
Boost Charge Time	8-9Hr
Float Charging Voltage	13.50 to 13.65V
Coefficient	-3.0mV/°C/cell

Operating Temperature Range

Charge	-15°C(5°F) to 40°C(104°F)
Discharge	-15°C(5°F) to 50°C(122°F)
Storage	-15°C(5°F) to 40°C(104°F)

Charge Retention (shelf life) at 20°C(68°F)

1 month	98%
3 month	96%
6 month	94%

Case Material

ABS UL94 HB

Option: Flammability resistance of (UL94 V-0)

Battery Construction

Component	Positive Plate	Negative plate	Safety valve	Terminal	Separator	Electrolyte
Raw material	Lead dioxide	Lead	Rubber	Lead	Fiberglass	Sulfuric acid



⚡ Dimensions

Length (L)

306±3 (12.05±0.12)

Width (W)

168±3 (6.61±0.12)

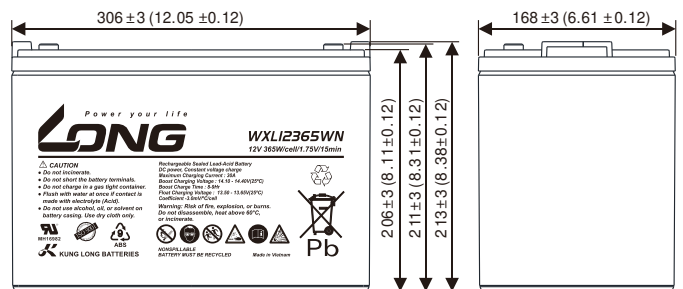
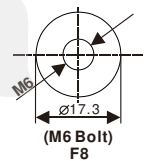
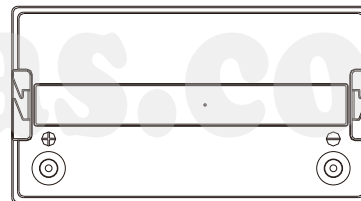
Height (H)

206±3 (8.11±0.12)

Overall Height (HT)

213±3 (8.38±0.12)

mm(inch)



Terminal

F8

Recommended torque value

M6: 7 N-m (71 kgf-cm)

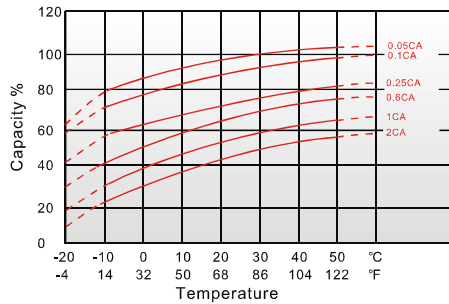
Maximum allowable torque value

M6: 10 N-m (102 kgf-cm)

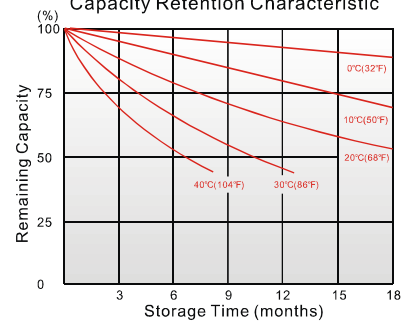
Design Life

Expected Trickle Design Life: 10-12 years at 20°C according to Eurobat.

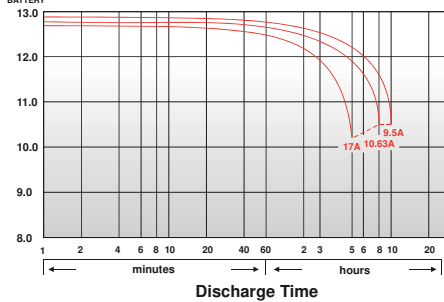
Effect of Temperature on Capacity 25°C(77°F)



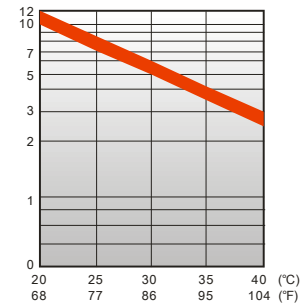
Capacity Retention Characteristic



Discharge Time VS. Discharge Current (25°C)



Trickle (or float) Service Life



- PERFORMANCE DATA

Discharge Rates in Watts to Various End Voltages at 25°C(77°F)

Time	End Voltage	1.85V	1.80V	1.75V	1.70V	1.67V	1.65V	1.60V
2	min	605	700	785	827	860	885	910
4	min	552	612	667	715	760	782	795
5	min	535	595	652	697	742	760	770
6	min	507	537	562	578	588	597	603
8	min	450	490	525	535	540	545	550
10	min	400	436	466	477	485	491	495
15	min	322	340	354	365	374	376	378
20	min	277	285	292	299	305	307	308
30	min	195	206	213	219	224	227	230
40	min	170	173	175	177	179	181	182
45	min	164	166	168	170	172	173	174
60	min	113	117	121	124	127	128	129
90	min	84.2	87.0	88.9	89.5	90.0	90.4	90.6
120	min	63.2	64.6	65.3	65.8	66.3	66.7	67.1
180	min	42.8	43.6	44.1	44.5	44.9	45.1	45.3
240	min	31.7	33.0	33.5	34.0	34.4	34.8	35.0
300	min	28.2	29.1	29.9	30.1	30.2	30.3	30.4
480	min	19.9	20.3	20.5	20.7	20.9	21.0	21.1
600	min	16.0	16.8	17.2	17.4	17.5	17.5	17.6
1200	min	9.31	9.42	9.47	9.52	9.57	9.63	9.67

- Discharge Rates in Amperes to Various End Voltages at 25°C(77°F)

Time	End Voltage	1.85V	1.80V	1.75V	1.70V	1.67V	1.65V	1.60V
2	min	340	392	442	475	500	525	540
4	min	280	330	370	400	430	440	450
5	min	270	318	355	375	390	405	415
6	min	244	283	320	335	345	350	355
8	min	230	245	260	275	290	299	305
10	min	215	226	231	235	238	240	242
15	min	177	181	188	191	193	195	197
20	min	131	139	144	147	150	152	153
30	min	95.5	102	108	110	112	114	115
40	min	94.3	95.5	96.5	97.4	98.2	98.7	99.2
45	min	88.0	89.4	90.5	90.9	91.2	91.4	91.6
60	min	59.7	61.2	61.8	62.4	63.0	63.3	63.5
90	min	45.0	46.5	47.5	47.8	48.1	48.3	48.4
120	min	35.9	36.7	37.1	37.4	37.7	37.9	38.1
180	min	24.3	24.8	25.0	25.3	25.5	25.6	25.7
240	min	18.4	18.8	19.0	19.2	19.4	19.5	19.6
300	min	16.5	16.8	17.0	17.1	17.1	17.2	17.2
480	min	10.6	10.8	10.9	11.0	11.1	11.2	11.2
600	min	9.12	9.32	9.50	9.55	9.58	9.60	9.62
1200	min	4.85	4.95	5.00	5.05	5.10	5.12	5.13

All data on the spec. sheet is an average value:

The tolerance range : $X < 6\text{min}$ (+15%~-15%), $6\text{min} \leq X < 10\text{min}$ (+12%~-12%), $10\text{min} \leq X < 60\text{min}$ (+8%~-8%), $X \geq 60\text{min}$ (+5%~-5%)

060721-1B