



Cyclon

The building blocs providing optimum reliability for customised and specialist battery applications

- Wide temperature operating range (-65°C to +80°C)
- Extremely low self-discharge rate providing up to 2 years shelf-life
- Pure lead design offers highest recharge efficiency
- Very high cycle life delivers up to 300 cycles (100% Depth of Discharge)
- Greatest high-rate power density, per unit weight
- Up to 10-year design life at 25°C*
- Proven in-the-field technology and UL recognised components

*C₅ rate, to 80% of rated capacity



CYCLON® Battery Product Family (All capacities at 10 hr. rate 25°C to 1.67Vpc)

CYCLON® Battery 2V Single Cell:

Products	Capacity	Internal res. of fully charged cell mΩ @ 25°C	Nominal short circuit current for charged cell	DIMENSIONS				
				Diameter mm	Height mm	Height with terminals mm	Weight g	Tabs mm
D cell	2.5Ah	5.0	400A	34.3	61.2	68.1	178.0	4.75x0.64
DT cell	4.5Ah	5.0	400A	34.3	96.0	102.9	274.4	4.75x0.64
X cell	5.0Ah	3.5	570A	44.5	72.9	81.5	362.0	6.35x0.64
E cell	8.0Ah	3.0	665A	44.5	100.1	108.7	489.9	6.35x0.64
J cell	12.0Ah	2.5	800A	51.8	123.2	135.6	839.2	7.92x0.81

CYCLON® Battery 4V Monoblocs:

Products	Capacity	Internal res. of fully charged Monobloc mΩ @ 25°C	Nominal short circuit current for charged cell	DIMENSIONS				
				Diameter mm	Height mm	Height with terminals mm	Weight g	Tabs mm
D cell	2.5Ah	10.0	400A	79.5	46.0	69.9	.36	4.75x0.64
X cell	5.0Ah	7.0	570A	96.5	53.8	76.7	.74	6.35x0.64
E cell	8.0Ah	6.0	665A	96.8	54.1	101.6	.96	6.35x0.64

CYCLON® Battery 6V Monoblocs:

Products	Capacity	Internal res. of fully charged Monobloc mΩ @ 25°C	Nominal short circuit current for charged cell	DIMENSIONS				
				Length mm	Width mm	Height mm	Weight k	Tabs mm
D cell	2.5Ah	15.0	400A	113.8	46.0	69.9	.52	4.75x0.64
X cell	5.0Ah	10.0	570A	139.2	53.8	76.7	.98	6.35x0.64
E cell	8.0Ah	8.0	665A	139.2	54.1	101.6	1.43	6.35x0.64

For the entire range of products available, please see the CYCLON® Selection Guide that is available at www.enersys.com

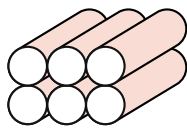
Alternative battery configurations

Standard battery configurations are rectangular in overall shape.

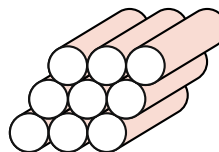
A sample of other possible configurations are illustrated.

These can be held together with tape (offering the lowest cost and minimum electrical and mechanical protection) or by shrink wrapping.

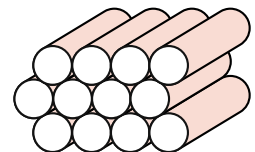
The CYCLON® battery Single Cell can be custom configured in virtually an infinite number of designs.



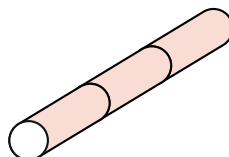
Rectangular



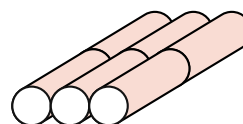
Rhomboid



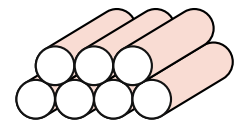
Nested



Tubular



Flat Pack



Trapezoid



www.enersys.com

EnerSys
World Headquarters
 2366 Bernville Road
 Reading, PA 19605
 USA
 Tel: +1 610 208 1991
 +1 800 538 3627
 Fax: +1 610 372 8613

EnerSys EMEA
 EH Europe GmbH
 Baarerstrasse 18
 6300 Zug
 Switzerland

EnerSys Asia
 152 Beach Road
 Gateway East Building
 #11-08
 Singapore 189721
 Tel: +65 6416 4800

Distributed by:

© 2019 EnerSys. All rights reserved.
 Trademarks and logos are the property of EnerSys and its affiliates unless otherwise noted.