

DC150-12 DATA SHEET



DC150-12

150AH@20HR

12-Volt

DEEP CYCLE

**Maintenance-Free
Sealed AGM Battery**

Nominal Specifications

Battery Model	DC150-12	Rated Capacity	150AH/20HR
---------------	----------	----------------	------------

Mechanical Specifications

Group Size	GC12	
Overall Height (H)	273±2mm	10.75"
Container Height (h)	269±2mm	10.59"
Length	327±2mm	12.87"
Width	182±2mm	7.17"
Weight	Approx.43.6kg	96.12lbs.
Terminal Type	M8- Button Terminal	
Terminal Torque	9.6-10.7 N.m	
Container Material	ABS: Standard (UL 94-HB)	

Temperature Range Specifications

Operating Temperature Range	Discharge : -15°C ~+ 50°C (5°F ~122°F)
	Charge: -15°C ~ +40°C (5°F ~104°F)
	Storage: -15°C ~ +40°C (5°F ~104°F)
Recommended Operating Temperature Range	+74°F (23°C) to +80°F (27°C)
Self-Discharge	Less than 10% after 90 days, can be stored up to 6 months at 25°C (77°F); Fully recharging is required before usage, For higher temperatures the time interval will be shorter.

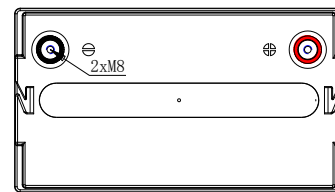
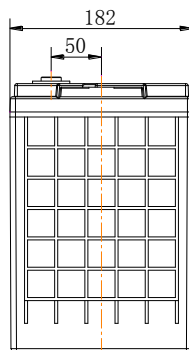
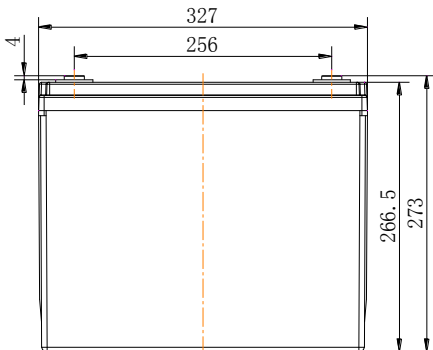
Electrical Specifications

C100	165AH
C20	150AH
C10	135AH
C5	123AH
CCA	900A
CA or MCA	1050A
HPCA	1250A
Max. Discharge Current	1500A (5s)
Internal Resistance	3.5mΩ
Reserve Capacity	
Reserve @25 AMPS	295Minutes
Reserve @75 AMPS	80Minutes

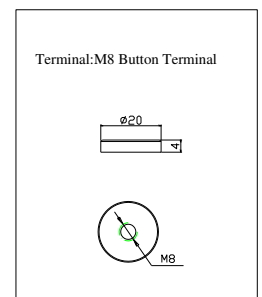
Charge Voltages

Float Charging Voltage	13.5 to 13.8 VDC/unit@ (25°C)	
Equalization and Cycle Service Charging Voltage	14.3 to 14.5 VDC/unit @ (25°C)	
Maximum Charge Current(A)	40A	
Charging Temperature Compensation	Cycle use	-4mV/cell/°C
	Float use	-3mV/cell/°C

BATTERY & TERMINAL DIMENSIONS (All units shown in mm)



Battery bank spacing required 12.5mm (1/2"inch) minimum



Constant Current Discharge Rating Amperes @ 77°F (25°C)

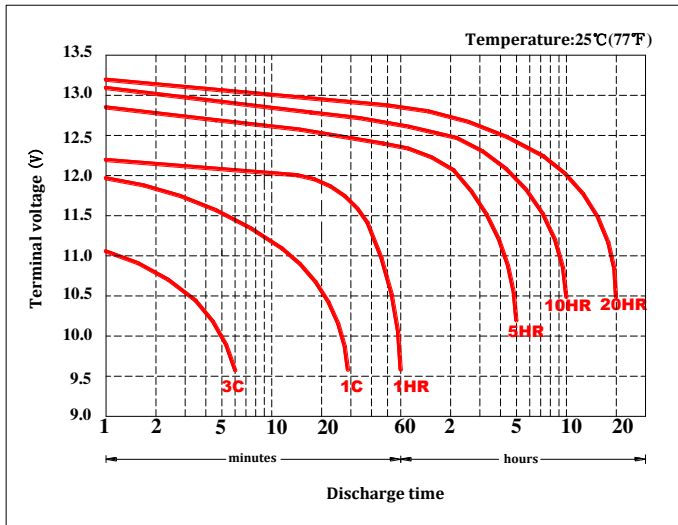
Cut off voltage V/cell	15M	30M	45M	1H	2H	3H	5H	8H	10H	12H	20H
1.75V	220	144	105	85.5	51.2	34.0	24	16.3	13.50	11.50	7.50

Note The above data are average values, and can be obtained with 3 charge/discharge cycles. These are not minimum values.

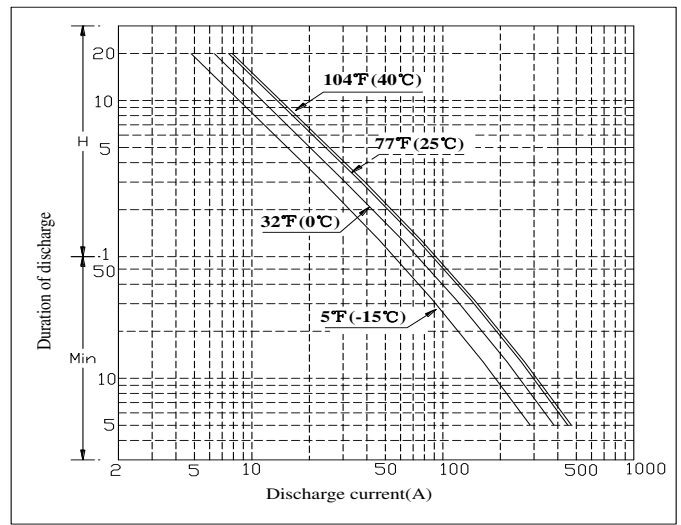


DC150-12 DATA SHEET

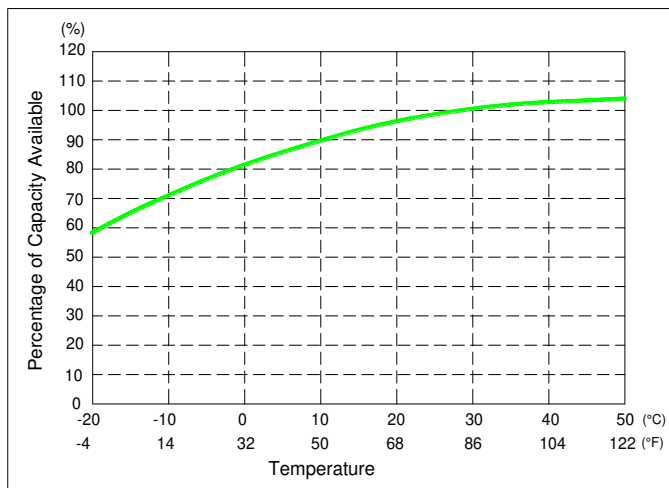
Terminal Voltage(V) and Discharge Time



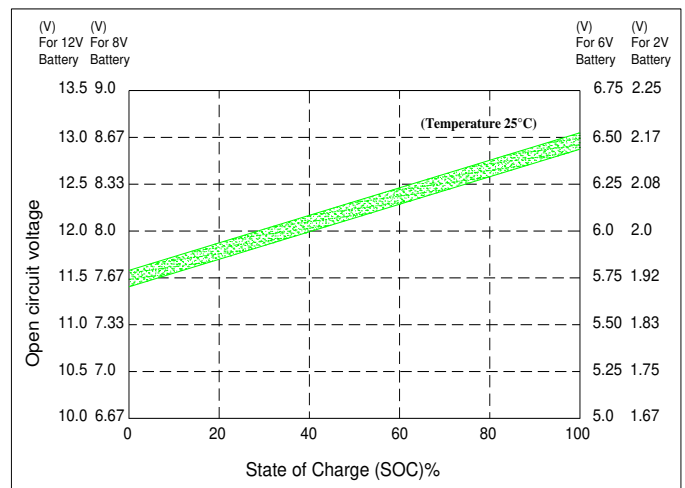
Duration of discharge vs. Discharge current



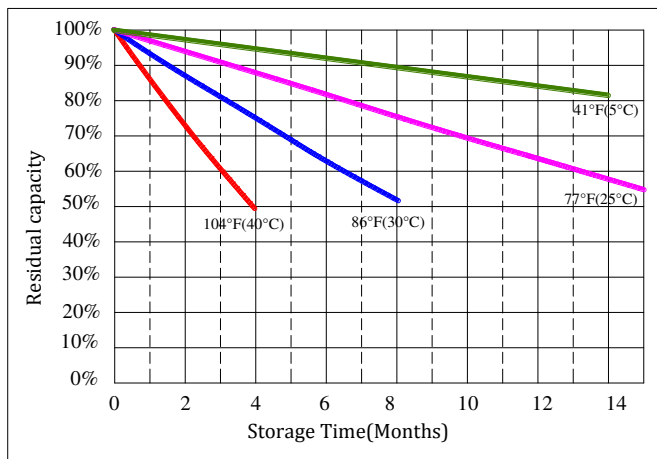
Percent Capacity vs. Temperature



State of Charge(SOC) vs Open Circuit Voltage(OCV)



Capacity Retention Characteristic



Cycle Life vs. Depth of Discharge(DOD)

