

# DC70-12 DATA SHEET



## DC70-12

70AH@20HR

12-Volt

DEEP CYCLE

Maintenance-Free  
Sealed AGM Battery

### Nominal Specifications

Battery Model	DC70-12	Rated Capacity	70AH/20HR
---------------	---------	----------------	-----------

### Mechanical Specifications

Group Size	24	
Overall Height (H)	215±2mm	8.46"
Container Height (h)	211±2mm	8.31"
Length	260±2mm	10.24"
Width	169±2mm	6.65"
Weight	Approx.24.0kg	52.91lbs.
Terminal Type	M6- Button Terminal	
Terminal Torque	5.6-7.9 N.m	
Container Material	ABS: Standard (UL 94-HB)	

### Temperature Range Specifications

Operating Temperature Range	Discharge : -15°C ~+ 50°C (5°F ~122°F)
	Charge: -15°C ~ +40°C (5°F ~104°F)
	Storage: -15°C ~ +40°C (5°F ~104°F)
Recommended Operating Temperature Range	+74°F (23°C) to +80°F (27°C)
Self-Discharge	Less than 10% after 90 days, can be stored up to 6 months at 25°C (77°F); Fully recharging is required before usage, For higher temperatures the time interval will be shorter.

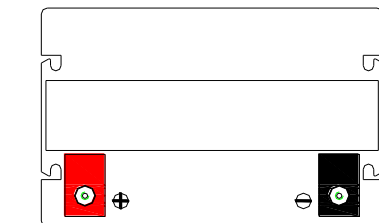
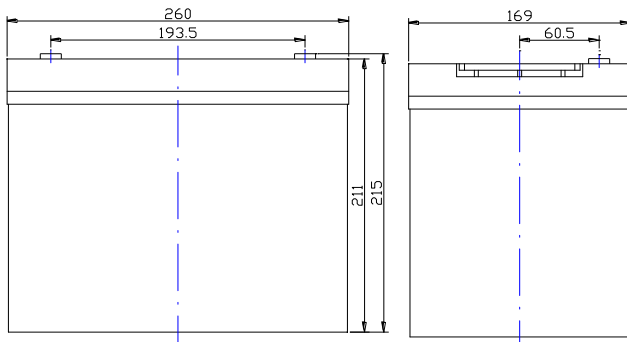
### Electrical Specifications

C100	77AH
C20	70AH
C10	63AH
C5	57.5 AH
CCA	450A
CA or MCA	540A
HPCA	640A
Max. Discharge Current	1000A (5s)
Internal Resistance	5mΩ
<b>Reserve Capacity</b>	
Reserve @25 AMPS	115 Minutes
Reserve @75 AMPS	31 Minutes

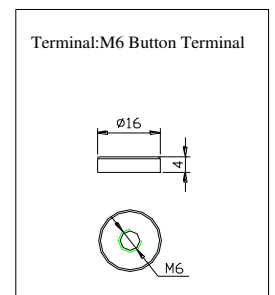
### Charge Voltages

Float Charging Voltage	13.5 to 13.8 VDC/unit@ (25°C)	
Equalization and Cycle Service Charging Voltage	14.3 to 14.5 VDC/unit @ (25°C)	
Maximum Charge Current(A)	17.5A	
Charging Temperature Compensation	Cycle use	-4mV/cell/°C
	Float use	-3mV/cell/°C

### BATTERY & TERMINAL DIMENSIONS (All units shown in mm)



Battery bank spacing required 12.5mm (1/2"inch) minimum



### Constant Current Discharge Rating Amperes @ 77°F (25°C)

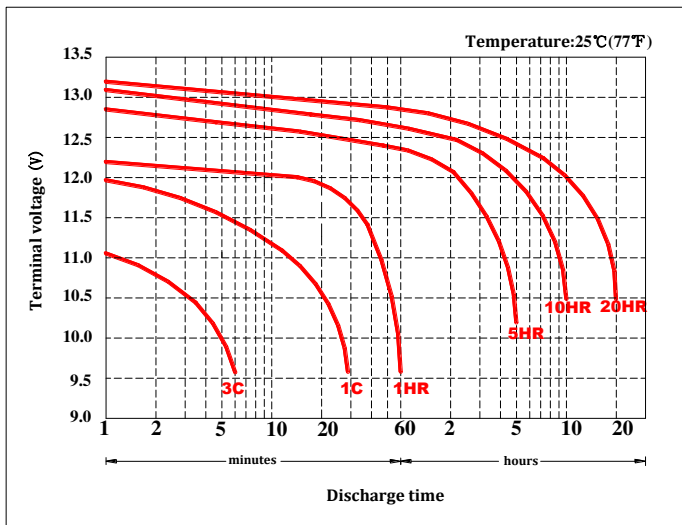
Cut off voltage V/cell	15M	30M	45M	1H	2H	3H	5H	8H	10H	12H	20H
1.75V	115	76	48	39.8	21.1	15.8	11.1	7.6	6.30	5.37	3.50

**Note** The above data are average values, and can be obtained with 3 charge/discharge cycles. These are not minimum values.

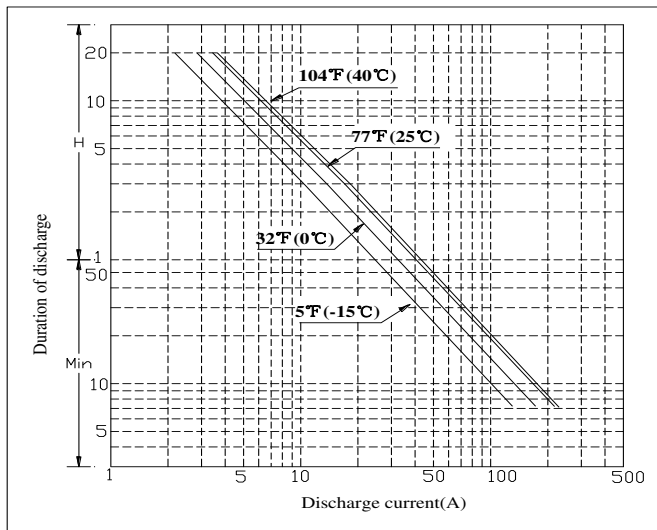


# DC70-12 DATA SHEET

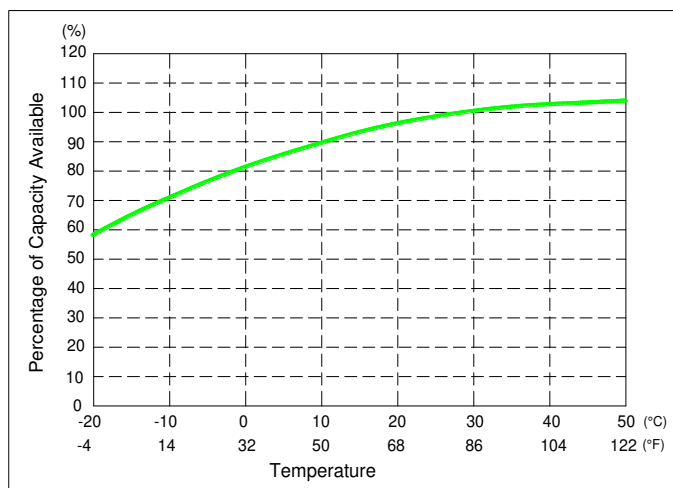
## Terminal Voltage(V) and Discharge Time



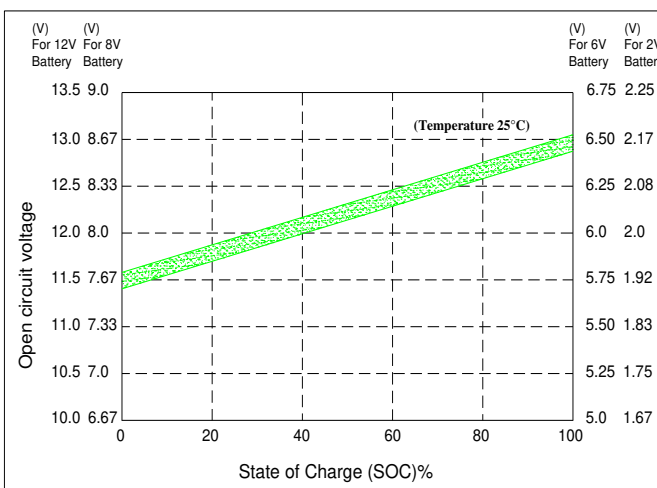
## Duration of discharge vs. Discharge current



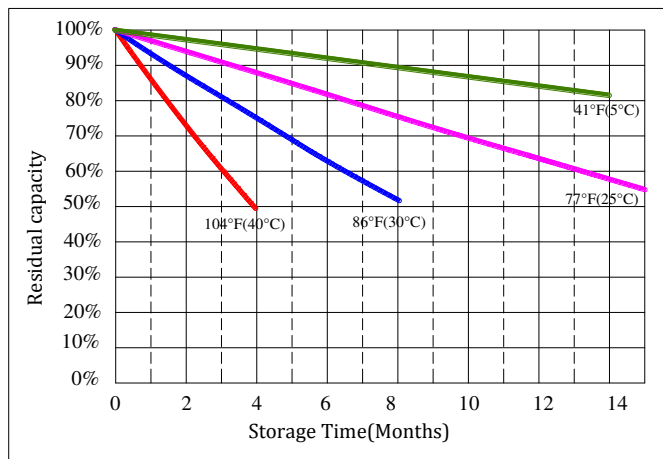
## Percent Capacity vs. Temperature



## State of Charge(SOC) vs Open Circuit Voltage(OCV)



## Capacity Retention Characteristic



## Cycle Life vs. Depth of Discharge(DOD)

