

⚡ Specifications

Nominal Voltage(V)

2V

Nominal Capacity at 20°C (68°F)

| | | | | |
|--------------|-------|----|--------|-------|
| 10 hour rate | (30A | to | 1.80V) | 300Ah |
| 5 hour rate | (51A | to | 1.70V) | 255Ah |
| 1 hour rate | (180A | to | 1.60V) | 180Ah |
| 1C | (300A | to | 1.60V) | 150Ah |

Weight

Approx. 21.2kg(46.64Lbs.)

Internal Resistance (at 1KHz)

Approx. 0.5 mΩ

Maximum Discharge Current for

5 seconds: 1800A

Charging Methods at 25°C(77°F)

Cycle use:

Charging Voltage 2.33 to 2.36V

Coefficient -5.0mV/°C/cell

Maximum Charging Current : 90A

Standby use:

Float Charging Voltage 2.21 to 2.25V

Coefficient -3.0mV/°C/cell

Operating Temperature Range

Charge -15°C(5°F) to 40°C(104°F)

Discharge -15°C(5°F) to 50°C(122°F)

Storage -15°C(5°F) to 40°C(104°F)

Charge Retention (shelf life) at 20°C(68°F)

| | |
|---------|-----|
| 1 month | 98% |
| 3 month | 94% |
| 6 month | 85% |

Case Material

ABS UL94 HB

Option: Flammability resistance of (UL94 V-0)

Design Life

Expected Trickle Design Life: 12-15 years at 20°C according to Eurobat.

Terminal

F18



⚡ Dimensions

Length (L)

170±3 (6.69±0.12)

Width (W)

150±3 (5.91±0.12)

Height (H)

333±3 (13.11±0.12)

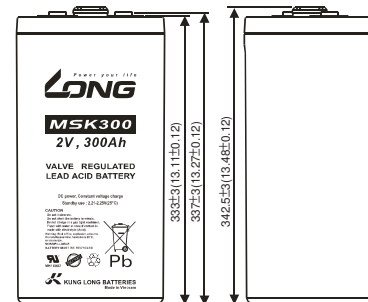
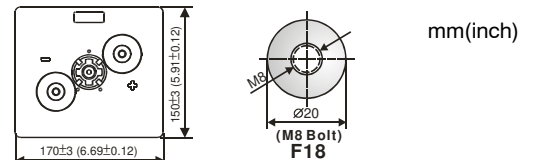
Overall Height (HT)

342.5±3 (13.48±0.12)

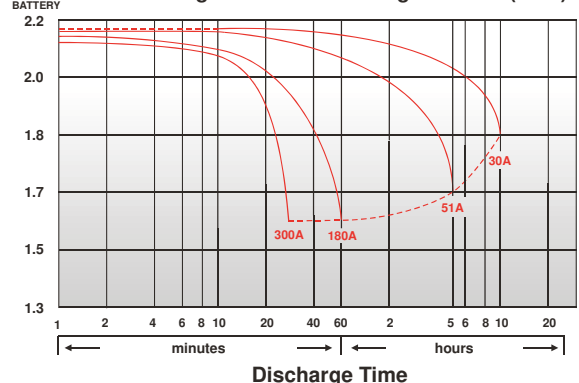
Description of torque value of hard ware for the terminals:

Recommended torque value M8:12 N·m (122kgf·cm)

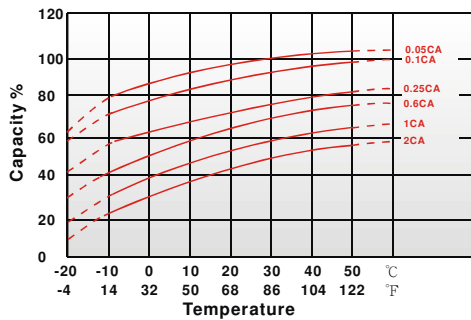
Maximum allowable torque value M8:20 N·m (204kgf·cm)



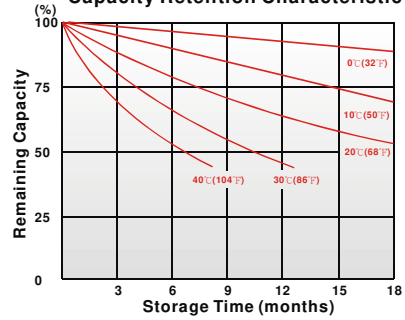
(V) FOR 2V BATTERY Discharge Time VS. Discharge Current (25°C)



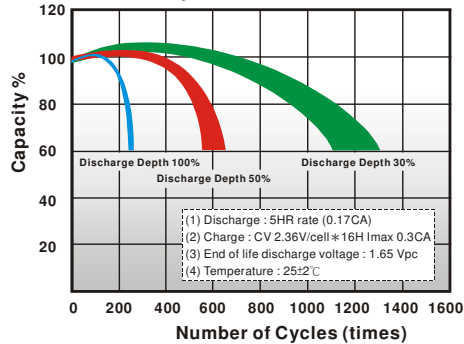
Effect of Temperature on Capacity 25°C (77°F)



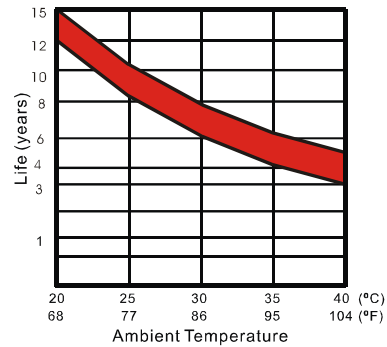
Capacity Retention Characteristic



Cycle Service Life



Trickle (or float) Service Life



- PERFORMANCE DATA

Discharge Rates in Watts to Various End Voltages at 25°C (77°F)

| Time | End Voltage | 1.85V | 1.80V | 1.75V | 1.70V | 1.65V | 1.60V |
|------|-------------|-------|-------|-------|-------|-------|-------|
| 20 | min | 516 | 578 | 613 | 644 | 671 | 692 |
| 30 | min | 483 | 514 | 538 | 556 | 573 | 586 |
| 60 | min | 272 | 297 | 316 | 332 | 345 | 354 |
| 120 | min | 167 | 178 | 188 | 197 | 205 | 211 |
| 180 | min | 127 | 136 | 144 | 151 | 158 | 163 |
| 240 | min | 108 | 115 | 120 | 125 | 129 | 132 |
| 300 | min | 95.7 | 101 | 105 | 109 | 112 | 114 |
| 360 | min | 84.7 | 89.4 | 92.6 | 95.2 | 97.1 | 98.6 |
| 480 | min | 67.6 | 70.9 | 73.5 | 75.7 | 77.3 | 78.4 |
| 600 | min | 56.7 | 59.6 | 61.8 | 63.6 | 64.9 | 65.7 |
| 1200 | min | 30.2 | 31.5 | 32.4 | 33.2 | 34.0 | 34.5 |

- Discharge Rates in Amperes to Various End Voltages at 25°C (77°F)

| Time | End Voltage | 1.85V | 1.80V | 1.75V | 1.70V | 1.65V | 1.60V |
|------|-------------|-------|-------|-------|-------|-------|-------|
| 20 | min | 246 | 288 | 317 | 345 | 368 | 381 |
| 30 | min | 218 | 251 | 276 | 299 | 317 | 325 |
| 60 | min | 135 | 152 | 165 | 176 | 183 | 189 |
| 120 | min | 92.9 | 97.3 | 102 | 106 | 110 | 113 |
| 180 | min | 68.5 | 73.2 | 76.1 | 78.8 | 81.4 | 83.8 |
| 240 | min | 54.1 | 57.7 | 60.3 | 62.5 | 64.6 | 66.4 |
| 300 | min | 46.6 | 49.5 | 51.6 | 53.4 | 55.1 | 56.5 |
| 360 | min | 40.2 | 42.6 | 44.7 | 46.6 | 48.1 | 49.2 |
| 480 | min | 33.4 | 35.1 | 36.3 | 37.4 | 38.2 | 39.0 |
| 600 | min | 29.1 | 30.2 | 31.1 | 31.8 | 32.4 | 32.9 |
| 1200 | min | 14.9 | 15.6 | 16.1 | 16.6 | 17.0 | 17.3 |

All data on the spec. sheet is an average value:

The tolerance range : $X < 6\text{min}$ (+15%~-15%), $6\text{min} \leq X < 10\text{min}$ (+12%~-12%), $10\text{min} \leq X < 60\text{min}$ (+8%~-8%), $X \geq 60\text{min}$ (+5%~-5%)

210121-1M