

⚡ Specifications

Nominal Voltage(V)

2V

Nominal Capacity at 20°C (68°F)

10 hour rate	(44A	to	1.80V)	440Ah
5 hour rate	(74.8A	to	1.70V)	374Ah
1 hour rate	(264A	to	1.60V)	264Ah
1C	(440A	to	1.60V)	220Ah

Weight

Approx. 29.7kg(65.3Lbs.)

Internal Resistance (at 1KHz)

Approx. 0.4 mΩ

Maximum Discharge Current for

5 seconds: 2640A

Charging Methods at 25°C(77°F)

Cycle use:

Charging Voltage 2.33 to 2.36V

Coefficient -5.0mV/°C/cell

Maximum Charging Current : 132A

Standby use:

Float Charging Voltage 2.21 to 2.25V

Coefficient -3.0mV/°C/cell

Operating Temperature Range

Charge -15°C(5°F) to 40°C(104°F)

Discharge -15°C(5°F) to 50°C(122°F)

Storage -15°C(5°F) to 40°C(104°F)

Charge Retention (shelf life) at 20°C(68°F)

1 month	98%
3 month	94%
6 month	85%

Case Material

ABS UL94 HB

Option: Flammability resistance of (UL94 V-0)

Design Life

Expected Trickle Design Life: 12-15 years at 20°C according to Eurobat.

Terminal

F18



⚡ Dimensions

Length (L)

197±3 (7.76±0.12)

Width (W)

170±3 (6.69±0.12)

Height (H)

333±3 (13.11±0.12)

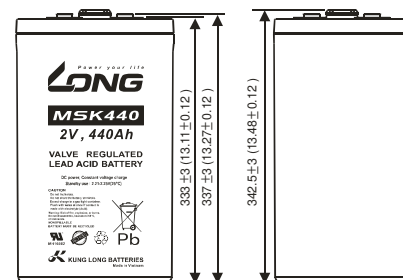
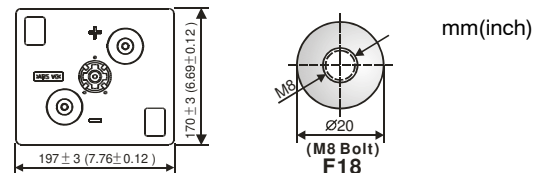
Overall Height (HT)

342.5±3 (13.48±0.12)

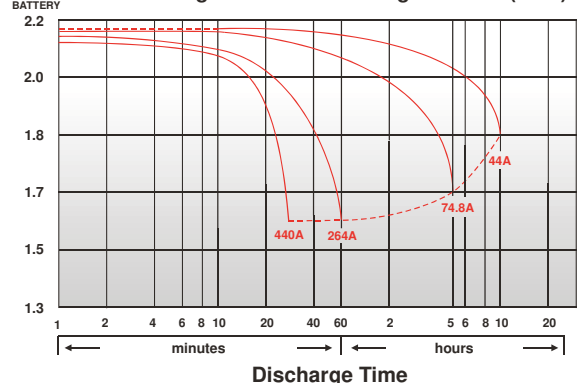
Description of torque value of hard ware for the terminals:

Recommended torque value M8:12 N·m (122kgf·cm)

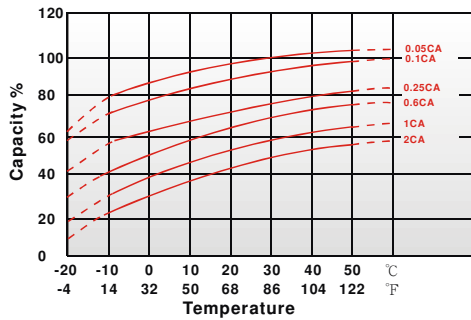
Maximum allowable torque value M8:20 N·m (204kgf·cm)



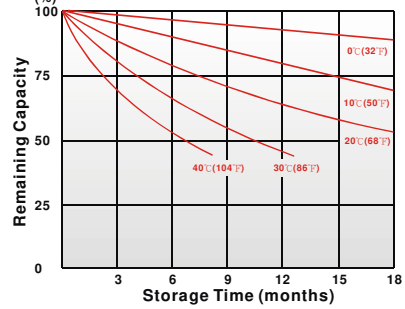
(V) FOR 2V BATTERY Discharge Time VS. Discharge Current (25°C)



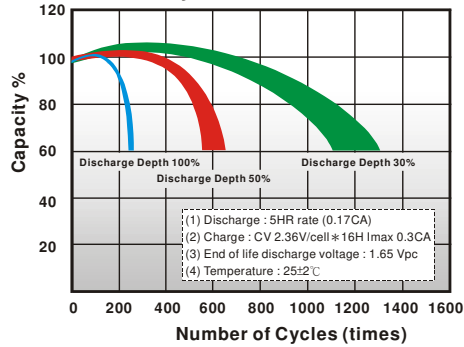
Effect of Temperature on Capacity 25°C (77°F)



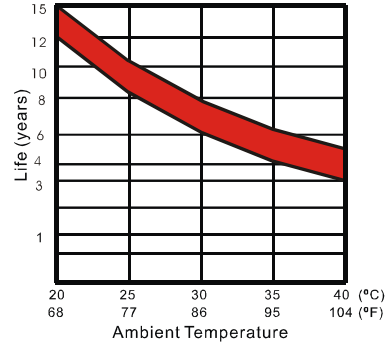
Capacity Retention Characteristic



Cycle Service Life



Trickle (or float) Service Life



- PERFORMANCE DATA

Discharge Rates in Watts to Various End Voltages at 25°C (77°F)

Time	End Voltage	1.85V	1.80V	1.75V	1.70V	1.65V	1.60V
20	min	657	731	803	864	922	964
30	min	626	698	750	791	828	847
60	min	416	451	477	494	508	517
120	min	264	280	289	298	306	313
180	min	205	216	223	230	236	241
240	min	163	175	181	187	192	196
300	min	145	154	159	163	166	169
360	min	125	132	135	138	141	143
480	min	104	109	112	114	116	117
600	min	90.7	93.8	95.3	96.6	97.7	98.6
1200	min	46.5	48.2	49.3	50.2	50.8	51.2

- Discharge Rates in Amperes to Various End Voltages at 25°C (77°F)

Time	End Voltage	1.85V	1.80V	1.75V	1.70V	1.65V	1.60V
20	min	368	429	472	509	538	561
30	min	309	361	398	429	453	469
60	min	195	219	238	254	267	277
120	min	126	136	145	153	160	166
180	min	96.7	104	110	115	119	123
240	min	80.5	85.2	89.4	92.6	95.2	97.2
300	min	67.9	72.3	76.0	78.9	81.1	82.9
360	min	59.8	63.1	65.7	68.1	70.1	71.5
480	min	50.7	52.6	54.0	55.2	56.3	57.1
600	min	43.3	44.7	45.9	46.9	47.7	48.3
1200	min	22.6	23.3	23.9	24.5	25.0	25.4

All data on the spec. sheet is an average value:

The tolerance range : $X < 6\text{min}$ (+15%~-15%), $6\text{min} \leq X < 10\text{min}$ (+12%~-12%), $10\text{min} \leq X < 60\text{min}$ (+8%~-8%), $X \geq 60\text{min}$ (+5%~-5%)

210121-1J