

⚡ Specifications

Nominal Voltage(V)

2V

Nominal Capacity at 20°C (68°F)

10 hour rate	(50A to 1.80V)	500Ah
5 hour rate	(85A to 1.70V)	425Ah
1 hour rate	(300A to 1.60V)	300Ah
1C	(500A to 1.60V)	250Ah

Weight

Approx. 33.5kg(73.7Lbs.)

Internal Resistance (at 1KHz)

Approx. 0.5 mΩ

Maximum Discharge Current for

5 seconds: 3000A

Charging Methods at 25°C(77°F)

Cycle use:

Charging Voltage 2.33 to 2.36V

Coefficient -5.0mV/°C/cell

Maximum Charging Current : 150A

Standby use:

Float Charging Voltage 2.21 to 2.25V

Coefficient -3.0mV/°C/cell

Operating Temperature Range

Charge -15°C(5°F) to 40°C(104°F)

Discharge -15°C(5°F) to 50°C(122°F)

Storage -15°C(5°F) to 40°C(104°F)

Charge Retention (shelf life) at 20°C(68°F)

1 month	98%
3 month	94%
6 month	85%

Case Material

ABS UL94 HB

Option: Flammability resistance of (UL94 V-0)

Design Life

Expected Trickle Design Life: 12-15 years at 20°C according to Eurobat.

Terminal

F18



⚡ Dimensions

Length (L)

241±3 (9.49±0.12)

Width (W)

172±3 (6.77±0.12)

Height (H)

329.5±3 (12.97±0.12)

Overall Height (HT)

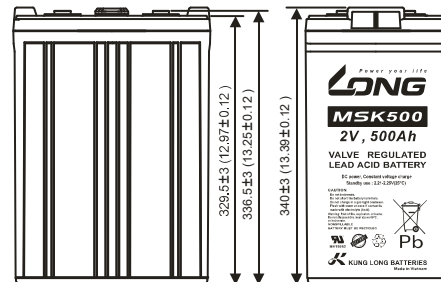
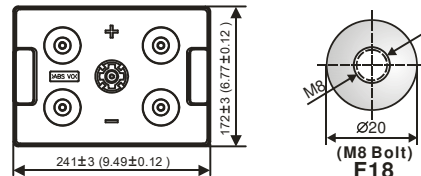
340±3 (13.39±0.12)

Description of torque value of hard ware for the terminals:

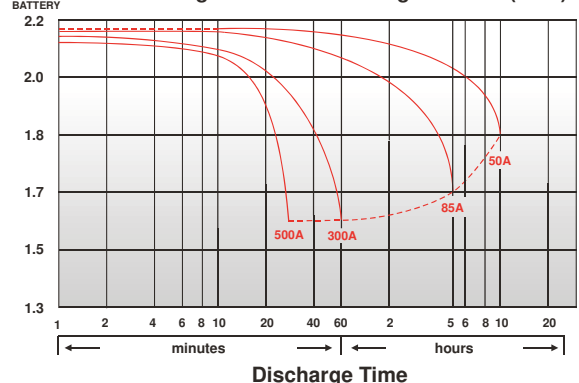
Recommended torque value M8:12 N·m (122kgf·cm)

Maximum allowable torque value M8:20 N·m (204kgf·cm)

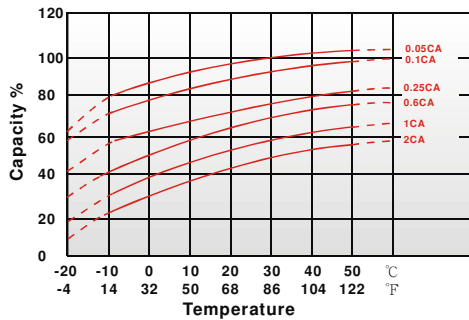
mm(inch)



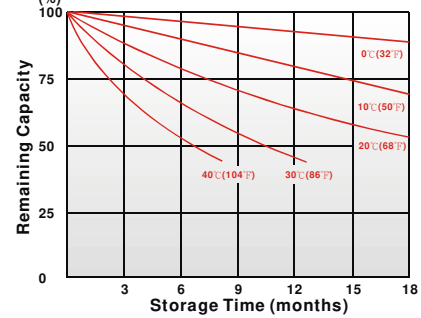
(V) FOR 2V BATTERY Discharge Time VS. Discharge Current (25°C)



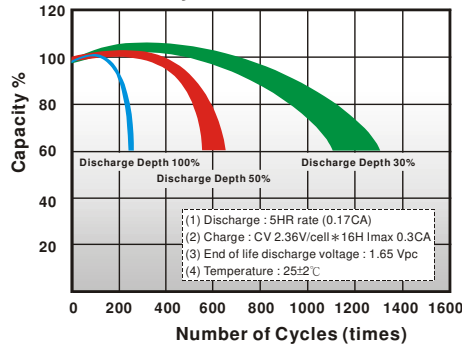
Effect of Temperature on Capacity 25°C (77°F)



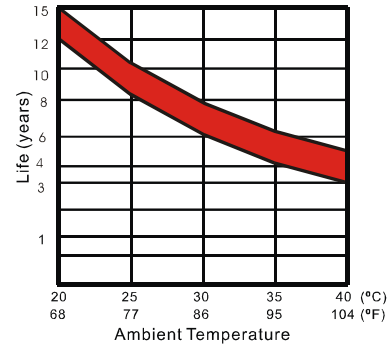
Capacity Retention Characteristic



Cycle Service Life



Trickle (or float) Service Life



- PERFORMANCE DATA

Discharge Rates in Watts to Various End Voltages at 25°C (77°F)

End Voltage		1.85V	1.80V	1.75V	1.70V	1.65V	1.60V
Time							
20	min	895	980	1072	1135	1200	1266
30	min	757	830	910	958	1005	1045
60	min	518	553	599	612	629	640
120	min	324	341	358	360	365	369
180	min	244	255	267	275	285	292
240	min	179	188	198	207	212	216
300	min	157	166	173	178	182	185
480	min	113	118	123	125	127	129
600	min	94.7	97.0	99.0	102	103	104
1200	min	51.6	53.2	54.4	55.1	55.5	55.9

- Discharge Rates in Amperes to Various End Voltages at 25°C (77°F)

End Voltage		1.85V	1.80V	1.75V	1.70V	1.65V	1.60V
Time							
20	min	517	575	628	670	693	715
30	min	419	471	524	571	613	644
60	min	277	305	330	347	364	377
120	min	170	193	210	218	226	233
180	min	125	134	142	148	154	160
240	min	106	113	118	121	124	127
300	min	82.1	87.8	93.5	95.9	96.9	97.5
480	min	58.3	60.3	62.1	62.7	63.3	63.7
600	min	48.3	50.0	50.4	50.6	50.8	51.0
1200	min	24.9	25.8	26.2	26.5	26.8	27.1

All data on the spec. sheet is an average value:

The tolerance range : $X < 6\text{min}$ (+15%~-15%), $6\text{min} \leq X < 10\text{min}$ (+12%~-12%), $10\text{min} \leq X < 60\text{min}$ (+8%~-8%), $X \geq 60\text{min}$ (+5%~-5%)

210121-1H