

⚡ Specifications

Nominal Voltage(V)

12V

Nominal Capacity

20 hour rate	(1.3A	to	10.50V)	26Ah
10 hour rate	(2.47A	to	10.50V)	24.7Ah
5 hour rate	(4.42A	to	10.20V)	22.1Ah
1 C	(26A	to	9.60V)	14.73Ah
3 C	(78A	to	9.60V)	10.4Ah

Weight

Approx. 8.8kg(19.36Lbs.)

Internal Resistance (at 1KHz)

Approx. 9.6 mΩ

Maximum Discharge Current for

5 seconds: 390A

Charging Methods at 25°C(77°F)

Cycle use:	
Charging Voltage	14.4 to 15.0V
Coefficient	-5.0mV/°C/cell
Maximum Charging Current :	7.8A
Standby use:	
Float Charging Voltage	13.5 to 13.8V
Coefficient	-3.0mV/°C/cell

Operating Temperature Range

Charge	-15°C(5°F)	to	40°C(104°F)
Discharge	-15°C(5°F)	to	50°C(122°F)
Storage	-15°C(5°F)	to	40°C(104°F)

Charge Retention (shelf life) at 20°C(68°F)

1 month	92%
3 month	90%
6 month	80%

Case Material

ABS UL94 HB
Option: Flammability resistance of (UL94 V-0)

Design Life

3-5 Years.

Terminal

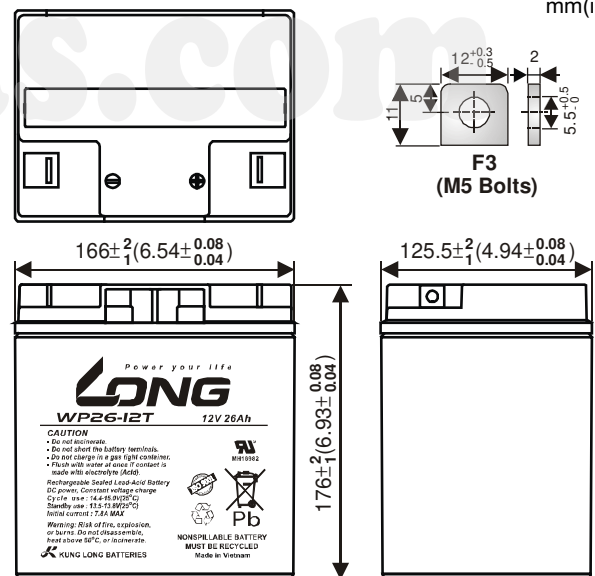
F3



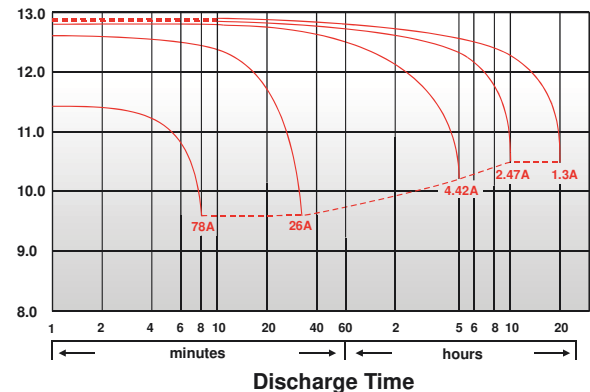
⚡ Dimensions

Length (L)	166±2-1 (6.54±0.08-0.04)
Width (W)	125.5±2-1 (4.94±0.08-0.04)
Height (H)	176±2-1 (6.93±0.08-0.04)
Overall Height (HT)	176±2-1 (6.93±0.08-0.04)

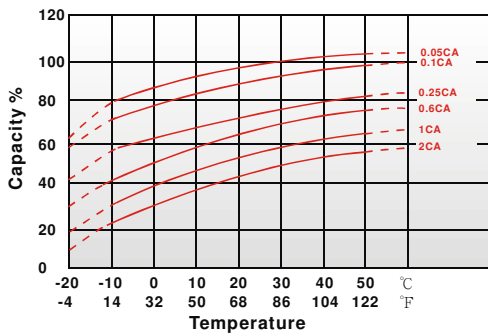
mm(inch)



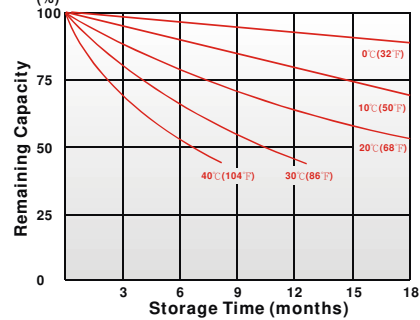
(V) FOR 12V BATTERY Discharge Time VS. Discharge Current (25°C)



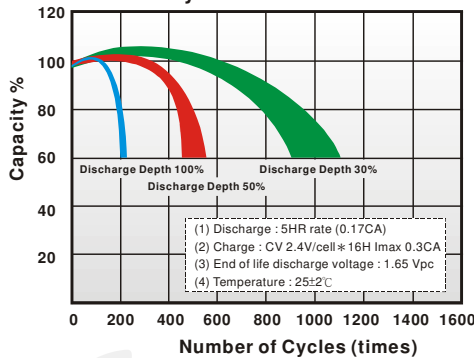
Effect of Temperature on Capacity 25°C(77°F)



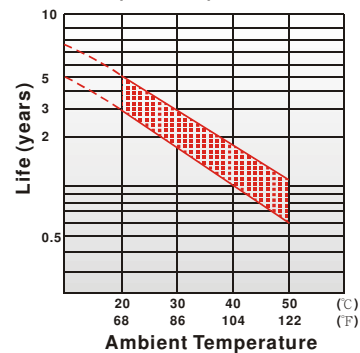
Capacity Retention Characteristic



Cycle Service Life



Trickle (or float) Service Life



- PERFORMANCE DATA

Discharge Rates in Watts to Various End Voltages at 25°C(77°F)

End Voltage		1.85V	1.80V	1.75V	1.70V	1.67V	1.65V	1.60V
Time								
5	min	23.8	26.4	28.4	30.0	31.5	33.2	34.8
10	min	18.6	19.7	20.6	21.5	22.4	23.0	23.9
15	min	15.1	16.0	16.7	17.3	17.5	17.8	18.0
30	min	9.38	9.88	10.2	10.5	10.6	10.7	10.9
60	min	6.42	6.63	6.75	6.83	6.88	6.95	7.00
120	min	3.67	3.75	3.80	3.87	3.88	3.92	3.95
180	min	2.58	2.65	2.68	2.72	2.73	2.75	2.77
240	min	2.05	2.10	2.15	2.17	2.18	2.18	2.20
300	min	1.700	1.750	1.783	1.800	1.817	1.817	1.833
600	min	0.887	0.912	0.930	0.947	0.953	0.958	0.963
1200	min	0.450	0.470	0.487	0.497	0.500	0.505	0.513

- Discharge Rates in Amperes to Various End Voltages at 25°C(77°F)

End Voltage		1.85V	1.80V	1.75V	1.70V	1.67V	1.65V	1.60V
Time								
5	min	87.9	101	111	117	119	121	124
10	min	60.1	67.1	70.8	73.9	75.7	77.8	80.2
15	min	44.1	49.8	52.2	55.1	55.8	56.5	57.8
30	min	32.9	34.1	34.8	35.4	35.6	35.8	36.1
60	min	19.9	20.4	20.8	21.1	21.2	21.4	21.6
120	min	10.7	11.1	11.3	11.5	11.6	11.7	11.8
180	min	7.69	7.84	7.95	8.06	8.11	8.16	8.23
240	min	6.05	6.17	6.26	6.35	6.39	6.44	6.50
300	min	5.07	5.16	5.24	5.31	5.34	5.38	5.42
600	min	2.58	2.64	2.70	2.76	2.78	2.81	2.84
1200	min	1.330	1.380	1.420	1.450	1.460	1.480	1.510

All data on the spec. sheet is an average value:

The tolerance range : X<6min(+15%~-15%), 6min≤X<10min(+12%~-12%), 10min≤X<60min(+8%~-8%), X≥60min(+5%~-5%)

130520-1H