

### ⚡ Specifications

#### Nominal Voltage(V)

12V

#### Nominal Capacity

20 hour rate	(0.35A to 10.50V)	7Ah
10 hour rate	(0.63A to 10.50V)	6.3Ah
5 hour rate	(1.131A to 10.20V)	5.65Ah
1 C	(7A to 9.60V)	3.5Ah
3 C	(21A to 9.60V)	2.1Ah

#### Weight

Approx. 2.0kg(4.4Lbs.)

#### Internal Resistance (at 1KHz)

Approx. 28 mΩ

#### Maximum Discharge Current for

5 seconds: 105A

#### Charging Methods at 25°C(77°F)

Maximum Charging Current :	2.1A
Standby use:	
Float Charging Voltage	13.5 to 13.8V
Coefficient -3.0mV/°C/cell	

#### Operating Temperature Range

Charge	-15°C(5°F)	to	40°C(104°F)
Discharge	-15°C(5°F)	to	50°C(122°F)
Storage	-15°C(5°F)	to	40°C(104°F)

#### Charge Retention (shelf life) at 20°C(68°F)

1 month	92%
3 month	90%
6 month	80%

#### Case Material

ABS UL94 HB  
Option: Flammability resistance of (UL94 V-0)

#### Design Life

3-5 Years.

#### Terminal

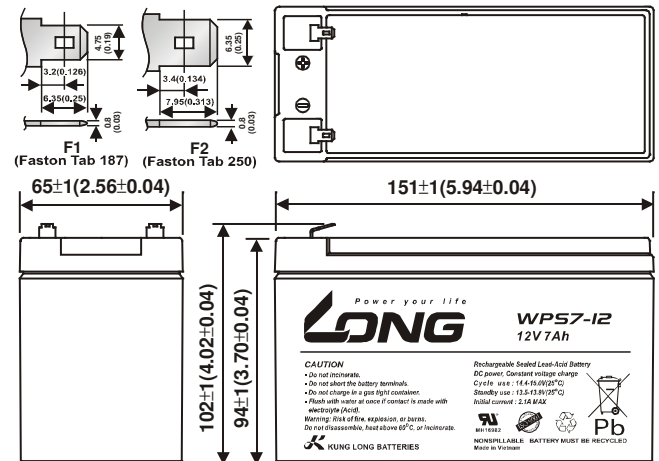
F1 or F2 (Faston Tab 187 or 250)



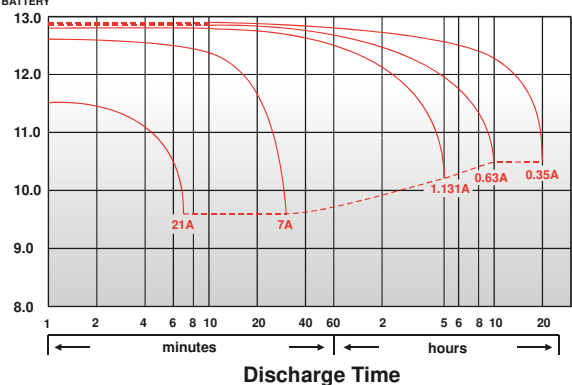
### ⚡ Dimensions

Length (L)	151 ± 1 (5.94 ± 0.04)
Width (W)	65 ± 1 (2.56 ± 0.04)
Height (H)	94 ± 1 (3.70 ± 0.04)
Overall Height (HT)	102 ± 1 (4.02 ± 0.04)

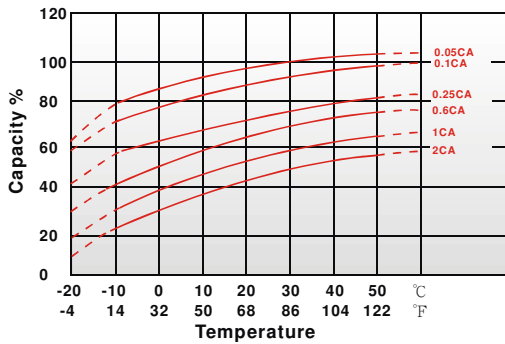
mm(inch)



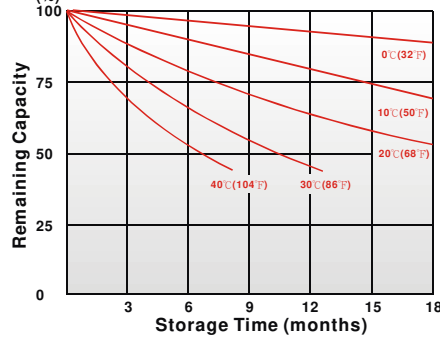
(V) FOR 12V BATTERY **Discharge Time VS. Discharge Current (25°C)**



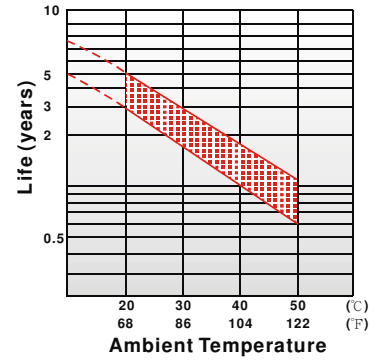
Effect of Temperature on Capacity 25°C(77°F)



Capacity Retention Characteristic



Trickle (or float) Service Life



### - PERFORMANCE DATA

#### Discharge Rates in Watts to Various End Voltages at 25°C(77°F)

End Voltage		1.85V	1.80V	1.75V	1.70V	1.67V	1.65V	1.60V
2	min	48.9	67.6	83.2	93.2	97.0	99.1	102
4	min	33.4	43.5	51.7	56.8	58.7	59.8	61.5
6	min	26.3	33.2	38.6	41.9	43.2	44.0	45.1
8	min	22.3	27.5	31.5	33.9	34.9	35.4	36.2
10	min	19.3	23.3	26.4	28.3	29.0	29.4	30.1
15	min	15.8	18.5	20.5	21.7	22.2	22.4	22.9
20	min	13.4	15.3	16.7	17.5	17.9	18.1	18.4
30	min	10.7	11.8	12.6	13.1	13.3	13.4	13.6
60	min	7.38	7.72	7.92	7.99	8.03	8.06	8.06
90	min	5.35	5.58	5.70	5.76	5.78	5.80	5.86
120	min	4.26	4.43	4.52	4.56	4.58	4.60	4.63
180	min	3.26	3.37	3.44	3.46	3.48	3.49	3.51
240	min	2.60	2.68	2.73	2.75	2.76	2.77	2.79
300	min	2.18	2.24	2.28	2.29	2.30	2.31	2.32
480	min	1.50	1.53	1.56	1.57	1.57	1.58	1.58
600	min	1.26	1.28	1.30	1.31	1.31	1.32	1.32
1200	min	0.686	0.695	0.702	0.706	0.708	0.710	0.711

#### - Discharge Rates in Amperes to Various End Voltages at 25°C(77°F)

End Voltage		1.85V	1.80V	1.75V	1.70V	1.67V	1.65V	1.60V
2	min	28.2	39.0	48.0	53.8	55.9	57.2	59.0
4	min	18.5	24.2	28.7	31.5	32.6	33.2	34.2
6	min	14.5	18.3	21.3	23.1	23.8	24.2	24.8
8	min	12.2	15.0	17.2	18.5	19.0	19.3	19.8
10	min	10.5	12.7	14.4	15.4	15.8	16.1	16.4
15	min	8.33	9.72	10.8	11.4	11.7	11.8	12.0
20	min	7.00	7.97	8.70	9.15	9.32	9.43	9.60
30	min	5.47	6.03	6.44	6.70	6.80	6.87	6.97
60	min	3.72	3.89	3.99	4.03	4.05	4.06	4.06
90	min	2.69	2.81	2.87	2.90	2.91	2.92	2.95
120	min	2.14	2.22	2.27	2.29	2.30	2.31	2.33
180	min	1.63	1.69	1.72	1.73	1.74	1.75	1.76
240	min	1.30	1.34	1.36	1.37	1.38	1.38	1.39
300	min	1.08	1.12	1.13	1.14	1.15	1.15	1.16
480	min	0.745	0.762	0.773	0.778	0.781	0.784	0.787
600	min	0.623	0.636	0.644	0.649	0.651	0.653	0.656
1200	min	0.341	0.345	0.348	0.350	0.352	0.352	0.353

All data on the spec. sheet is an average value:

The tolerance range :  $X < 6\text{min}$ (+15%~-15%),  $6\text{min} \leq X < 10\text{min}$ (+12%~-12%),  $10\text{min} \leq X < 60\text{min}$ (+8%~-8%),  $X \geq 60\text{min}$ (+5%~-5%)

100420-1F