



## 6LS-7.2

6V 7,2 Ah



Q-Batteries Security Akku 6LS-7.2 is an AGM battery and it is designed for stand-by applications such as burglar-systems or UPS-systems.

### Application:

burglar-systems, UPS-systems,  
fire-detecting-systems,  
telecommunication-systems

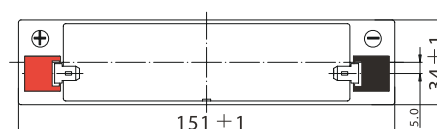
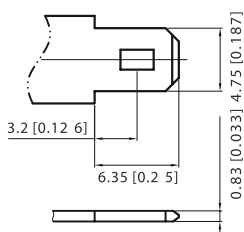


### Specification:

Voltage Per Unit	6 V		
Capacity	7,2 Ah (20 h) cell voltage 1.8V / cell		
Cells Per Unit	6		
Weight	ca. 1.2 kg +/- 3%		
Max. Discharge Current	108 A (5 sec.)		
Internal Resistance	ca. 12 m Ω		
Internal Resistance	ca. 25 m Ω		
Operating Temperature Range Normal	Discharge: - 15°C – 50°C	Charge: -10°C – 50°C	Storage: - 20°C – 50°C
Operating Temperature Range	25°C ± 5°C		
Self Discharge	Valve Regulated Lead Acid (VRLA) batteries can be stored for more than 6 months at 25°C. Self-discharge ratio less than 3% per month at 25°C. Please charge batteries before using.		
Terminal	F1 (Fast on Terminal 4.8 mm)		
Container Material	A.B.S. (UL94-HB)		

### Dimensions:

151 Length x 34 Width x 94 mm Height



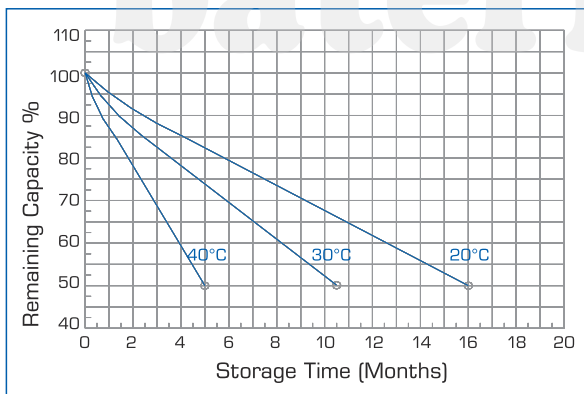
## Constant current discharge characteristics: A (25°C)

F.V/Time	5 Min.	10 Min.	15 Min.	20 Min.	30 Min.	45 Min.	1 HR	2 HR	3 HR	4 HR	5 HR	6 HR	8 HR	10 HR	20 HR
1.85 V/cell	13,7	10,5	8,72	7,54	5,83	4,30	3,62	2,14	1,68	1,36	1,11	0,96	0,777	0,649	0,356
1.80 V/cell	18,4	13,5	10,5	8,91	6,88	5,00	4,06	2,34	1,80	1,45	1,19	1,03	0,825	0,670	0,360
1.75 V/cell	20,8	14,8	11,5	9,59	7,14	5,18	4,24	2,42	1,84	1,49	1,22	1,06	0,839	0,688	0,364
1.70 V/cell	22,9	16,1	12,3	10,1	7,43	5,39	4,38	2,48	1,89	1,53	1,25	1,08	0,851	0,701	0,370
1.65 V/cell	25,2	17,4	13,1	10,7	7,84	5,53	4,48	2,52	1,97	1,58	1,29	1,11	0,864	0,716	0,375
1.60 V/cell	27,8	18,9	14,0	11,4	8,28	5,76	4,52	2,63	2,03	1,63	1,33	1,13	0,872	0,724	0,377

## Constant current discharge characteristics: Watt (25°C)

F.V/Time	5 Min.	10 Min.	15 Min.	20 Min.	30 Min.	45 Min.	1 HR	2 HR	3 HR	4 HR	5 HR	6 HR	8 HR	10 HR	20 HR
1.85 V/cell	25,1	19,4	16,3	14,2	11,1	8,26	6,98	4,16	3,27	2,66	2,18	1,90	1,53	1,29	0,706
1.80 V/cell	33,3	24,6	19,4	16,6	12,9	9,53	7,78	4,51	3,49	2,83	2,33	2,02	1,62	1,32	0,712
1.75 V/cell	36,7	26,6	20,9	17,6	13,3	9,79	8,10	4,66	3,54	2,88	2,38	2,07	1,65	1,36	0,718
1.70 V/cell	39,3	28,3	22,0	18,4	13,8	10,1	8,33	4,76	3,64	2,95	2,44	2,11	1,67	1,38	0,731
1.65 V/cell	42,8	30,2	23,2	19,4	14,4	10,3	8,46	4,80	3,78	3,04	2,49	2,15	1,69	1,41	0,740
1.60 V/cell	46,1	32,1	24,5	20,4	15,1	10,7	8,50	4,99	3,87	3,13	2,57	2,19	1,70	1,42	0,743

## Storage characteristic: Charging Method:



Charge the batteries at least once every six months, if they are stored at 25°C

Constant Voltage (V)  
-0.2C x 2h + 2.4-2.45V/Cell x 24h, max. Current 0.3CA

Constant Current (A)  
-0.2C x 2h + 0.1CA x 12h

Fast  
-0.2C x 2h + 0.3CA x 4.0h

## Capacity Factors with different Temperature:

Battery Type		-20°C	-10°C	0°C	5°C	10°C	20°C	25°C	30°C	40°C	45°C
GEL Battery	6V & 12V	50%	70%	83%	85%	90%	98%	100%	102%	104%	105%
	2V	60%	75%	85%	88%	92%	99%	100%	103%	105%	106%
AGM Battery	6V & 12V	46%	66%	76%	83%	90%	98%	100%	103%	107%	109%
	2V	55%	70%	80%	85%	92%	99%	100%	104%	108%	110%