

DC120-12B DATA SHEET



DC120-12B

120AH@20HR

12-Volt

DEEP CYCLE

Maintenance-Free
Sealed AGM Battery

Nominal Specifications

Battery Model	DC120-12B	Rated Capacity	120AH/20HR
---------------	-----------	----------------	------------

Mechanical Specifications

Group Size	31	
Overall Height (H)	218±2mm	8.58"
Container Height (h)	214±2mm	8.43"
Length	331±2mm	13.03"
Width	175±2mm	6.89"
Weight	Approx.36.8kg	81.13lbs.
Terminal Type	M8- Button Terminal	
Terminal Torque	9.6-10.7 N.m	
Container Material	ABS: Standard (UL 94-HB)	

Temperature Range Specifications

Operating Temperature Range	Discharge : -15°C ~+ 50°C (5°F ~122°F)
	Charge: -15°C ~ +40°C (5°F ~104°F)
	Storage: -15°C ~ +40°C (5°F ~104°F)
Recommended Operating Temperature Range	+74°F (23°C) to +80°F (27°C)
Self-Discharge	Less than 10% after 90 days, can be stored up to 6 months at 25°C (77°F); Fully recharging is required before usage, For higher temperatures the time interval will be shorter.


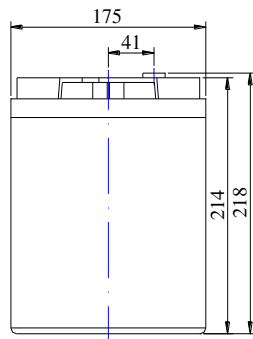
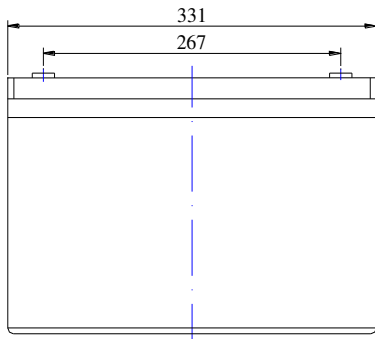
Electrical Specifications

C100	132AH
C20	120AH
C10	108AH
C5	98AH
CCA	760A
CA or MCA	910A
HPCA	1060A
Max. Discharge Current	1200A (5s)
Internal Resistance	2.8mΩ
Reserve Capacity	
Reserve @25 AMPS	230Minutes
Reserve @75 AMPS	54Minutes

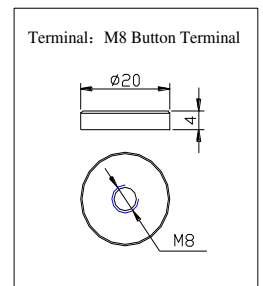
Charge Voltages

Float Charging Voltage	13.5 to 13.8 VDC/unit@ (25°C)	
Equalization and Cycle Service Charging Voltage	14.3 to 14.5 VDC/unit @ (25°C)	
Maximum Charge Current(A)	30A	
Charging Temperature Compensation	Cycle use	-4mV/cell/°C
	Float use	-3mV/cell/°C

BATTERY & TERMINAL DIMENSIONS (All units shown in mm)



Battery bank spacing required 12.5mm (1/2"inch) minimum



Constant Current Discharge Rating Amperes @ 77°F (25°C)

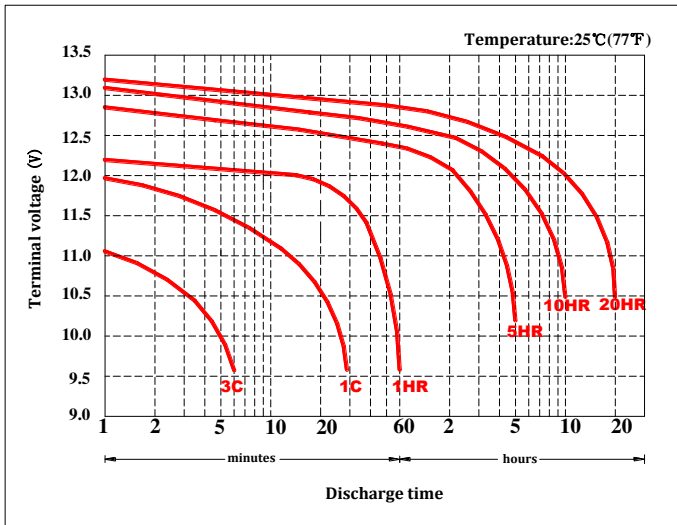
Cut off voltage V/cell	15M	30M	45M	1H	2H	3H	5H	8H	10H	12H	20H
1.75V	182	110.3	90.3	75.5	42.2	29.2	19.1	13.65	11.16	9.6	6.0

Note The above data are average values, and can be obtained with 3 charge/discharge cycles. These are not minimum values.

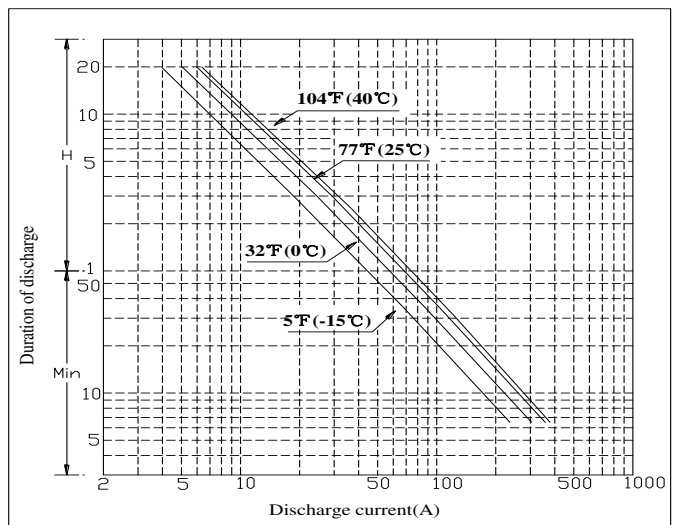


DC120-12B DATA SHEET

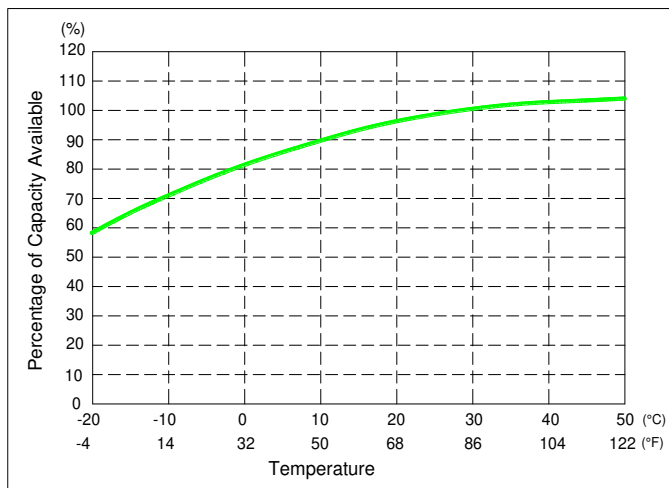
Terminal Voltage(V) and Discharge Time



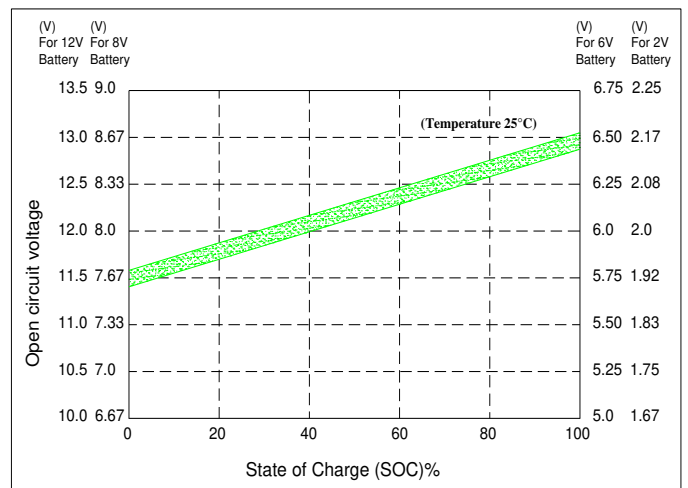
Duration of discharge vs. Discharge current



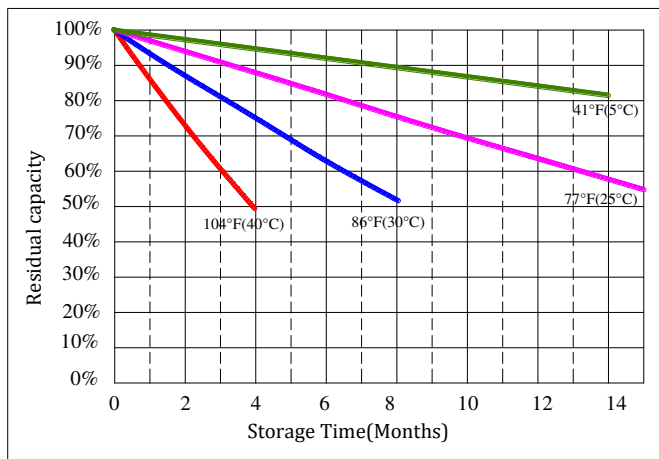
Percent Capacity vs. Temperature



State of Charge(SOC) vs Open Circuit Voltage(OCV)



Capacity Retention Characteristic



Cycle Life vs. Depth of Discharge(DOD)

