

DC335-6 DATA SHEET



DC335-6

335AH@20HR

6-Volt

DEEP CYCLE

Maintenance-Free
Sealed AGM Battery

Nominal Specifications

Battery Model	DC335-6	Rated Capacity	335AH/20HR
---------------	---------	----------------	------------

Mechanical Specifications

Group Size	J305	
Overall Height (H)	366±2mm	14.41"
Container Height (h)	346±2mm	13.62"
Length	295±2mm	11.61"
Width	178±2mm	7.01"
Weight	Approx.46.7kg	102.96lbs.
Terminal Type	DT-Marine Terminal	
Terminal Torque	AP: 5.6-7.9 N.m M8 Stud: 6.6-8.5N.m	
Container Material	ABS: Standard (UL 94-HB)	

Temperature Range Specifications

Operating Temperature Range	Discharge : -15°C ~+ 50°C (5°F ~122°F)
	Charge: -15°C ~ +40°C (5°F ~104°F)
	Storage: -15°C ~ +40°C (5°F ~104°F)
Recommended Operating Temperature Range	+74°F (23°C) to +80°F (27°C)
Self-Discharge	Less than 10% after 90 days, can be stored up to 6 months at 25°C (77°F); Fully recharging is required before usage, For higher temperatures the time interval will be shorter.

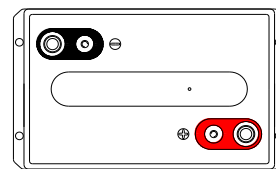
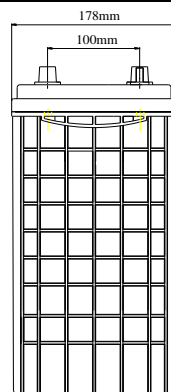
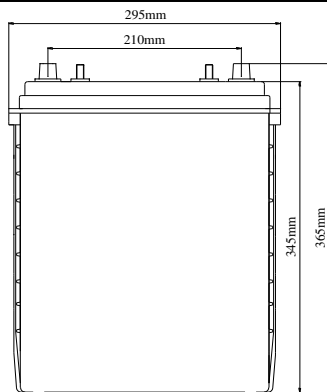
Electrical Specifications

C100	370AH
C20	335AH
C10	300AH
C5	274AH
CCA	/
CA or MCA	/
HPCA	/
Max. Discharge Current	3350A (5s)
Internal Resistance	1.5mΩ
Reserve Capacity	
Reserve @25 AMPS	751Minutes
Reserve @75 AMPS	184Minutes

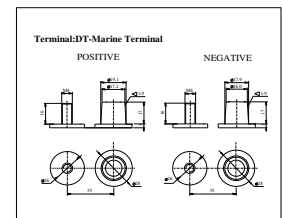
Charge Voltages

Float Charging Voltage	6.75 to 6.90 VDC/unit@ (25°C)	
Equalization and Cycle Service Charging Voltage	7.15 to 7.25 VDC/unit @ (25°C)	
Maximum Charge Current(A)	83.8A	
Charging Temperature Compensation	Cycle use	-4mV/cell/°C
	Float use	-3mV/cell/°C

BATTERY & TERMINAL DIMENSIONS (All units shown in mm)



Battery bank spacing required 12.5mm (1/2"inch) minimum



Constant Current Discharge Rating Amperes @ 77°F (25°C)

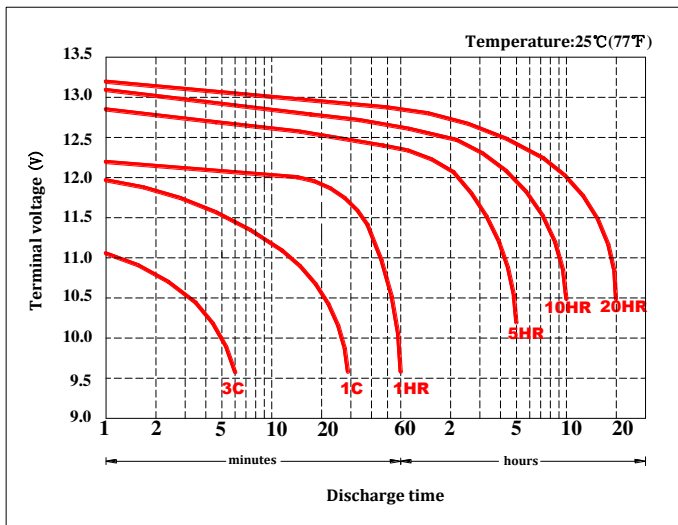
Cut off voltage V/cell	15M	30M	45M	1H	2H	3H	5H	8H	10H	12H	20H
1.75V	440	301.5	222.6	184.3	102.4	75.9	53.2	36.4	30.0	25.7	16.75

Note The above data are average values, and can be obtained with 3 charge/discharge cycles. These are not minimum values.

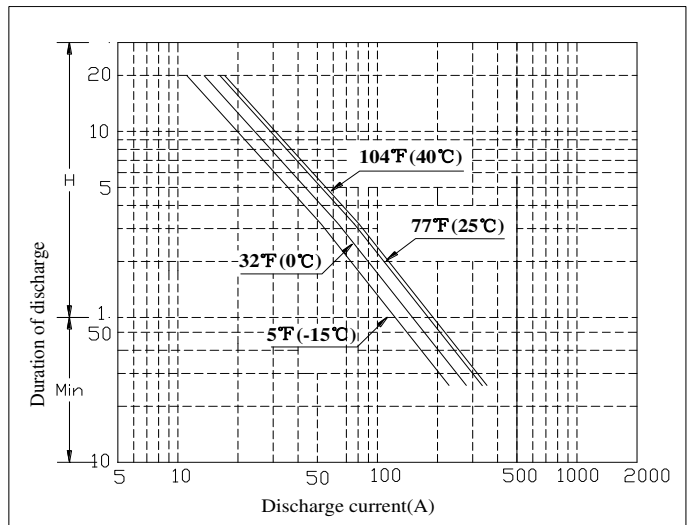


DC335-6 DATA SHEET

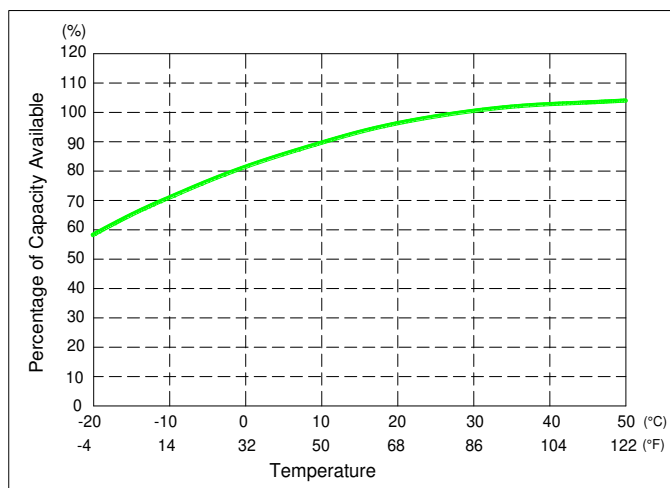
Terminal Voltage(V) and Discharge Time



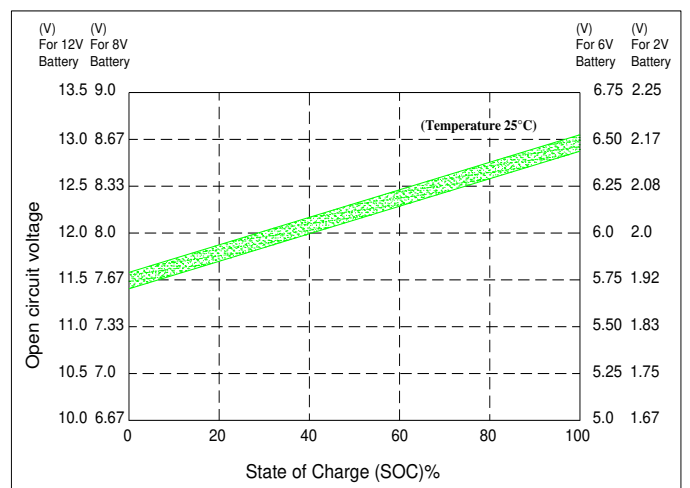
Duration of discharge vs. Discharge current



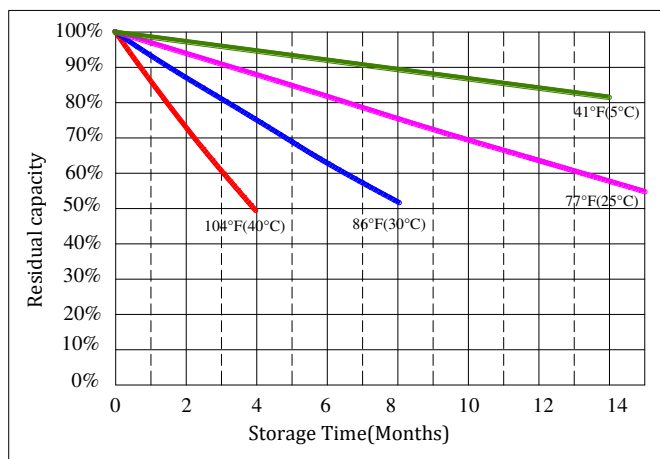
Percent Capacity vs. Temperature



State of Charge(SOC) vs Open Circuit Voltage(OCV)



Capacity Retention Characteristic



Cycle Life vs. Depth of Discharge(DOD)

