

⚡ Specifications

Nominal Voltage(V)

12V

Nominal Power

15 mins rate: 13W/cell to 1.60V/cell

Nominal Capacity

5 hour rate	(0.561A to 10.20V)	2.805Ah
1C	(3.3A to 9.60V)	2.09Ah
3C	(9.9A to 9.60V)	1.32Ah

Weight

Approx. 1.30kg(2.86Lbs.)

Internal Resistance (at 1KHz)

Approx. 34 mΩ

Maximum Discharge Current for

5 seconds: 49.5A

Charging Methods at 25°C(77°F)

Cycle use:	
Charging Voltage	14.4 to 15.0V
Coefficient -5.0mV/°C/cell	
Maximum Charging Current :	0.99A
Standby use:	
Float Charging Voltage	13.5 to 13.8V
Coefficient -3.0mV/°C/cell	

Operating Temperature Range

Charge	-15°C(5°F)	to	40°C(104°F)
Discharge	-15°C(5°F)	to	50°C(122°F)
Storage	-15°C(5°F)	to	40°C(104°F)

Charge Retention (shelf life) at 20°C(68°F)

1 month	92%
3 month	90%
6 month	80%

Case Material

ABS UL94 HB
Option: Flammability resistance of (UL94 V-0)

Design Life

3-5 Years.

Terminal

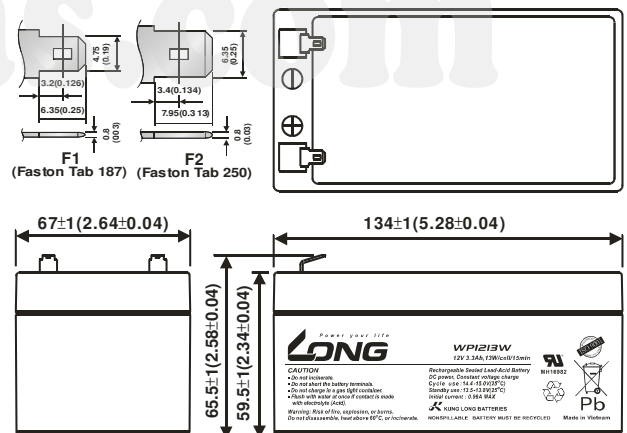
F1 or F2 (Faston Tab 187 or 250)



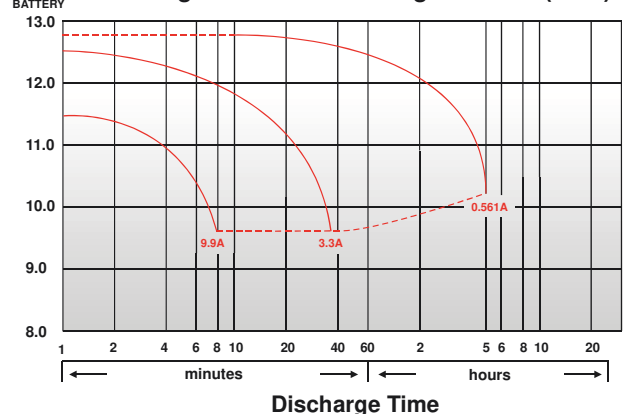
⚡ Dimensions

Length (L)	134±1 (5.28±0.04)
Width (W)	67±1 (2.64±0.04)
Height (H)	59.5±1 (2.34±0.04)
Overall Height (HT)	65.5±1 (2.58±0.04)

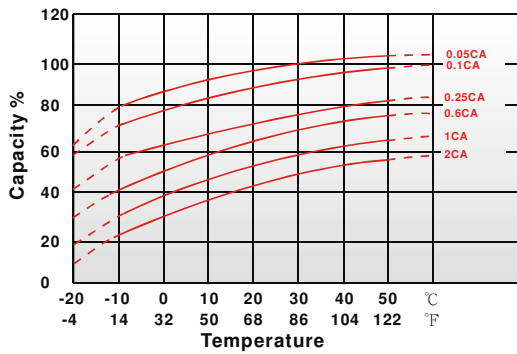
mm(inch)



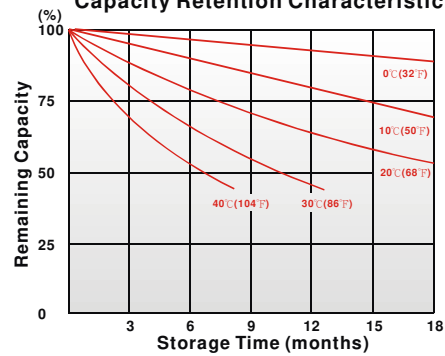
(V) Discharge Time VS. Discharge Current (25°C)



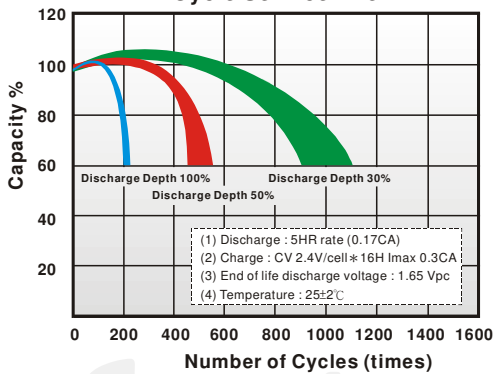
Effect of Temperature on Capacity 25°C(77°F)



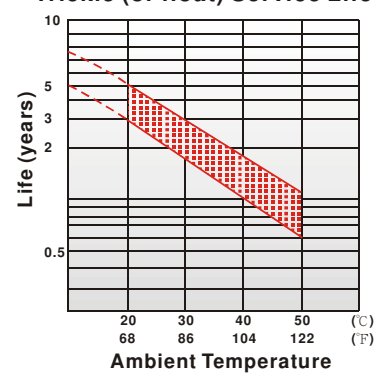
Capacity Retention Characteristic



Cycle Service Life



Trickle (or float) Service Life



- PERFORMANCE DATA

Discharge Rates in Watts to Various End Voltages at 25°C(77°F)

End Voltage		1.85V	1.80V	1.75V	1.70V	1.67V	1.65V	1.60V
Time	min	18.7	20.5	22.0	23.2	23.5	24.0	24.5
5	min	13.2	14.4	15.0	15.7	15.9	16.2	16.6
10	min	11.3	12.0	12.3	12.6	12.7	12.9	13.0
15	min	5.62	6.08	6.35	6.57	6.65	6.75	6.87
30	min	3.25	3.47	3.65	3.80	3.85	3.92	3.97
60	min	1.92	2.03	2.15	2.23	2.25	2.28	2.32
120	min	1.49	1.55	1.61	1.67	1.68	1.70	1.72
180	min	1.26	1.30	1.33	1.35	1.36	1.37	1.38
240	min	1.10	1.13	1.15	1.17	1.17	1.18	1.19
300	min	0.807	0.828	0.672	0.680	0.683	0.688	0.693
600	min	0.330	0.345	0.355	0.363	0.365	0.368	0.372
1200	min							

- Discharge Rates in Amperes to Various End Voltages at 25°C(77°F)

End Voltage		1.85V	1.80V	1.75V	1.70V	1.67V	1.65V	1.60V
Time	min	12.8	13.4	13.8	14.1	14.2	14.4	14.5
5	min	7.96	8.33	8.52	8.68	8.74	8.81	8.89
10	min	6.08	6.29	6.40	6.49	6.52	6.56	6.61
15	min	3.22	3.36	3.44	3.50	3.52	3.54	3.56
30	min	1.85	1.94	1.98	2.01	2.02	2.03	2.04
60	min	1.01	1.08	1.11	1.13	1.14	1.15	1.16
120	min	0.732	0.781	0.806	0.827	0.834	0.842	0.851
180	min	0.597	0.625	0.646	0.661	0.666	0.672	0.680
240	min	0.509	0.541	0.557	0.570	0.574	0.579	0.585
300	min	0.304	0.321	0.330	0.336	0.338	0.341	0.343
600	min	0.156	0.165	0.171	0.176	0.178	0.180	0.182
1200	min							

All data on the spec. sheet is an average value:

The tolerance range : $X < 6\text{min}$ (+15%~-15%), $6\text{min} \leq X < 10\text{min}$ (+12%~-12%), $10\text{min} \leq X < 60\text{min}$ (+8%~-8%), $X \geq 60\text{min}$ (+5%~-5%)

231118-1F