

### ⚡ Specifications

#### Nominal Voltage(V)

12V

#### Nominal Capacity

20 hour rate	(0.06A to 10.50V)	1.2Ah
10 hour rate	(0.114A to 10.50V)	1.14Ah
5 hour rate	(0.204A to 10.20V)	1.02Ah
1 C	(1.2A to 9.60V)	0.68Ah
3 C	(3.6A to 9.60V)	0.48Ah

#### Weight

Approx. 550g(1.21Lbs.)

#### Internal Resistance (at 1KHz)

Approx. 60.5 mΩ

#### Maximum Discharge Current for

5 seconds: 18A

#### Charging Methods at 25°C(77°F)

Cycle use:	
Charging Voltage	14.4 to 15.0V
Coefficient -5.0mV/°C/cell	
Maximum Charging Current :	0.36A
Standby use:	
Float Charging Voltage	13.5 to 13.8V
Coefficient -3.0mV/°C/cell	

#### Operating Temperature Range

Charge	-15°C(5°F)	to	40°C(104°F)
Discharge	-15°C(5°F)	to	50°C(122°F)
Storage	-15°C(5°F)	to	40°C(104°F)

#### Charge Retention (shelf life) at 20°C(68°F)

1 month	92%
3 month	90%
6 month	80%

#### Case Material

ABS UL94 HB  
Option: Flammability resistance of (UL94 V-0)

#### Design Life

3-5 Years.

#### Terminal

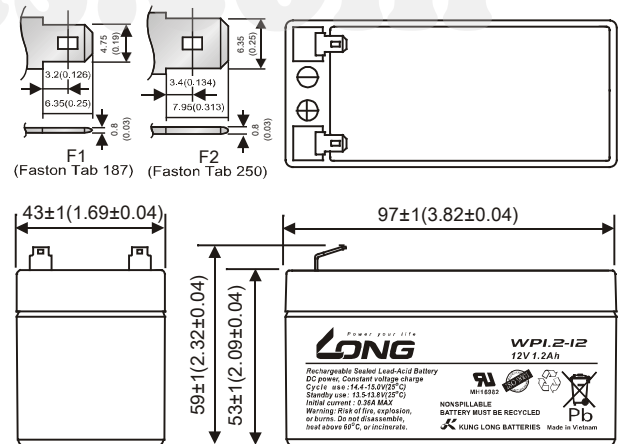
F1 or F2 (Faston Tab 187 or 250)



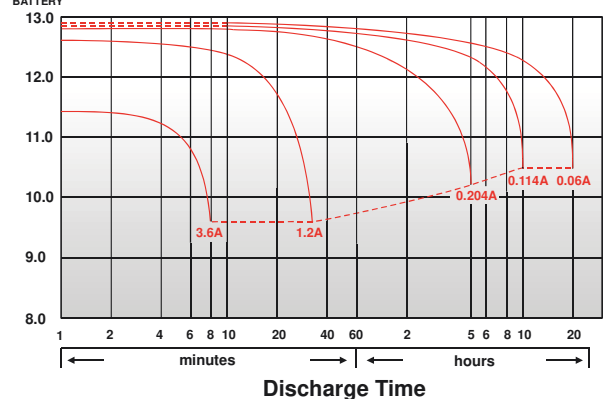
### ⚡ Dimensions

Length (L)	97±1 (3.82±0.04)
Width (W)	43±1 (1.69±0.04)
Height (H)	53±1 (2.09±0.04)
Overall Height (HT)	59±1 (2.32±0.04)

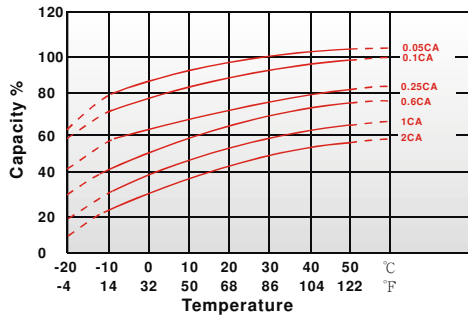
mm(inch)



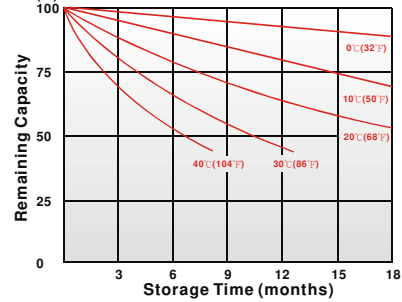
(V) Discharge Time VS. Discharge Current (25°C)  
FOR 12V BATTERY



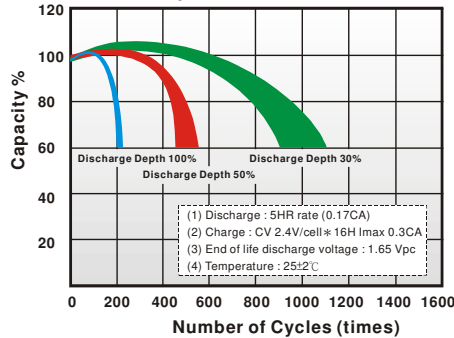
Effect of Temperature on Capacity 25°C(77°F)



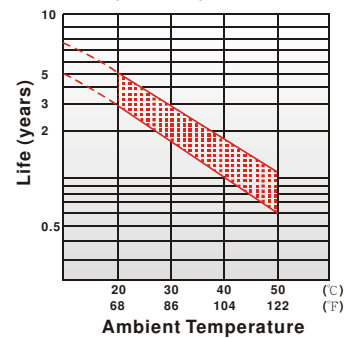
Capacity Retention Characteristic



Cycle Service Life



Trickle (or float) Service Life



### - PERFORMANCE DATA

#### Discharge Rates in Watts to Various End Voltages at 25°C(77°F)

End Voltage		1.85V	1.80V	1.75V	1.70V	1.67V	1.65V	1.60V
Time								
5	min	8.17	9.12	9.77	10.3	10.5	10.7	10.9
10	min	6.06	6.29	6.50	6.70	6.83	6.92	6.97
15	min	4.20	4.70	4.87	4.96	5.04	5.09	5.13
30	min	2.67	2.75	2.82	2.87	2.92	2.95	2.98
60	min	1.36	1.41	1.46	1.51	1.55	1.58	1.60
120	min	0.897	0.933	0.967	0.988	1.005	1.018	1.025
180	min	0.590	0.612	0.630	0.645	0.657	0.663	0.670
240	min	0.510	0.518	0.527	0.535	0.543	0.552	0.560
300	min	0.442	0.455	0.465	0.472	0.476	0.479	0.482
600	min	0.248	0.254	0.257	0.258	0.260	0.262	0.264
1200	min	0.139	0.144	0.146	0.148	0.149	0.150	0.151

#### - Discharge Rates in Amperes to Various End Voltages at 25°C(77°F)

End Voltage		1.85V	1.80V	1.75V	1.70V	1.67V	1.65V	1.60V
Time								
5	min	4.40	4.77	5.02	5.23	5.41	5.51	5.58
10	min	3.15	3.29	3.35	3.38	3.41	3.43	3.45
15	min	2.19	2.42	2.56	2.67	2.72	2.77	2.81
30	min	1.29	1.34	1.38	1.40	1.42	1.44	1.46
60	min	0.694	0.720	0.742	0.756	0.768	0.777	0.787
120	min	0.475	0.484	0.489	0.496	0.502	0.507	0.510
180	min	0.314	0.322	0.328	0.331	0.334	0.336	0.338
240	min	0.259	0.265	0.269	0.272	0.274	0.275	0.276
300	min	0.229	0.236	0.240	0.242	0.244	0.246	0.248
600	min	0.124	0.127	0.129	0.130	0.131	0.132	0.132
1200	min	0.060	0.066	0.070	0.072	0.074	0.076	0.077

All data on the spec. sheet is an average value:

The tolerance range :  $X < 6\text{min}$ (+15%~-15%),  $6\text{min} \leq X < 10\text{min}$ (+12%~-12%),  $10\text{min} \leq X < 60\text{min}$ (+8%~-8%),  $X \geq 60\text{min}$ (+5%~-5%)

270220-1F