

⚡ Specifications

Nominal Voltage(V)

12V

Nominal Capacity

20 hour rate	(1.3A	to	10.50V)	26Ah
10 hour rate	(2.47A	to	10.50V)	24.7Ah
5 hour rate	(4.42A	to	10.20V)	22.1Ah
1 C	(26A	to	9.60V)	14.73Ah
3 C	(78A	to	9.60V)	10.4Ah

Weight

Approx. 9.3kg(20.5Lbs.)

Internal Resistance (at 1KHz)

Approx. 9.5 mΩ

Maximum Discharge Current for

5 seconds: 390A

Charging Methods at 25°C(77°F)

Cycle use:	
Charging Voltage	14.4 to 15.0V
Coefficient	-5.0mV/°C/cell
Maximum Charging Current :	7.8A
Standby use:	
Float Charging Voltage	13.5 to 13.8V
Coefficient	-3.0mV/°C/cell

Operating Temperature Range

Charge	-15°C(5°F)	to	40°C(104°F)
Discharge	-15°C(5°F)	to	50°C(122°F)
Storage	-15°C(5°F)	to	40°C(104°F)

Charge Retention (shelf life) at 20°C(68°F)

1 month	92%
3 month	90%
6 month	80%

Case Material

ABS UL94 HB
Option: Flammability resistance of (UL94 V-0)

Design Life

3-5 Years.

Terminal

F6



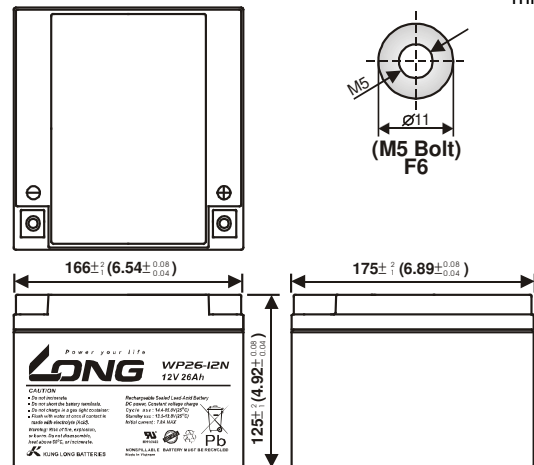
⚡ Dimensions

Length (L)	166±2-1 (6.54±0.08-0.04)
Width (W)	175±2-1 (6.89±0.08-0.04)
Height (H)	125±2-1 (4.92±0.08-0.04)
Overall Height (HT)	125±2-1 (4.92±0.08-0.04)

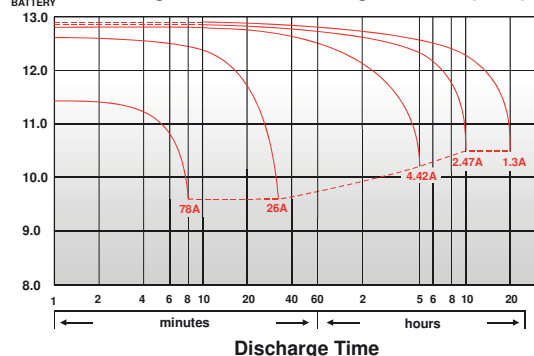
Description of torque value of hard ware for the terminals:

Recommended torque value	M5: 4 N-m (41kgf-cm)
Maximum allowable torque value	M5: 6 N-m (62kgf-cm)

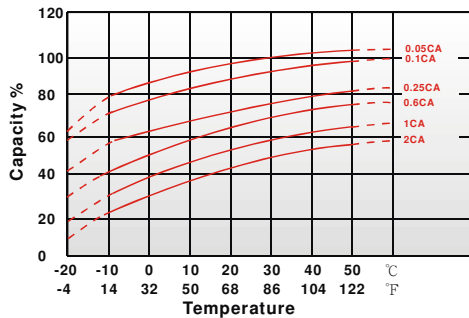
mm(inch)



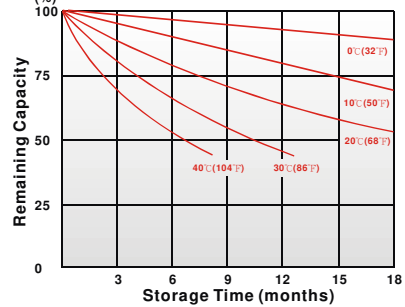
(V) FOR 12V BATTERY Discharge Time VS. Discharge Current (25°C)



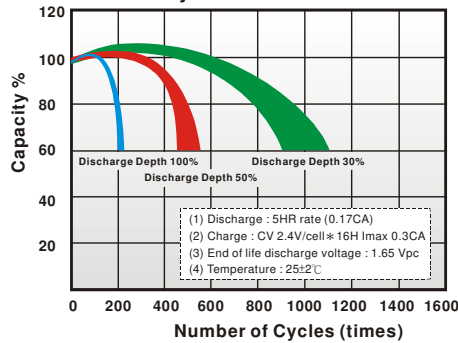
Effect of Temperature on Capacity 25°C(77°F)



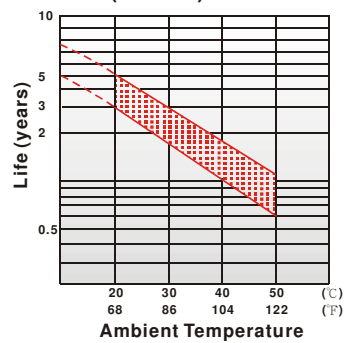
Capacity Retention Characteristic



Cycle Service Life



Trickle (or float) Service Life



- PERFORMANCE DATA

Discharge Rates in Watts to Various End Voltages at 25°C(77°F)

End Voltage		1.85V	1.80V	1.75V	1.70V	1.67V	1.65V	1.60V
Time								
5	min	147	161	173	185	191	196	208
10	min	108	114	119	125	128	131	135
15	min	78.7	84.0	88.2	92.2	94.2	96.0	99.5
30	min	42.3	45.3	47.2	48.7	49.5	50.3	51.3
60	min	30.2	31.7	32.4	32.8	33.2	33.5	33.8
120	min	19.2	19.8	20.2	20.7	20.8	21.0	21.2
180	min	12.8	13.2	13.4	13.6	13.6	13.7	13.8
240	min	10.3	10.5	10.7	10.8	10.9	10.9	11.0
300	min	8.75	8.90	8.98	9.07	9.10	9.15	9.37
600	min	5.42	5.52	5.58	5.66	5.68	5.72	5.75
1200	min	2.62	2.69	2.74	2.78	2.80	2.82	2.83

- Discharge Rates in Amperes to Various End Voltages at 25°C(77°F)

End Voltage		1.85V	1.80V	1.75V	1.70V	1.67V	1.65V	1.60V
Time								
5	min	78.9	92.9	103	109	111	113	115
10	min	55.6	62.1	64.2	68.2	70.4	72.3	75.7
15	min	40.8	46.4	49.8	52.6	54.3	54.9	56.2
30	min	21.4	23.8	25.2	26.5	27.2	27.8	28.8
60	min	15.3	16.1	16.5	16.9	17.1	17.3	17.5
120	min	9.34	9.72	9.87	10.0	10.1	10.2	10.3
180	min	6.45	6.63	6.72	6.83	6.87	6.92	6.99
240	min	5.48	5.61	5.69	5.76	5.79	5.84	5.91
300	min	4.77	4.86	4.93	5.00	5.02	5.05	5.08
600	min	2.55	2.61	2.65	2.69	2.71	2.74	2.77
1200	min	1.29	1.34	1.36	1.38	1.39	1.40	1.43

All data on the spec. sheet is an average value:

The tolerance range : $X < 6\text{min}$ (+15%~-15%), $6\text{min} \leq X < 10\text{min}$ (+12%~-12%), $10\text{min} \leq X < 60\text{min}$ (+8%~-8%), $X \geq 60\text{min}$ (+5%~-5%)

251220-1L