

### ⚡ Specifications

#### Nominal Voltage(V)

6V

#### Nominal Capacity

20 hour rate	(0.25A to 5.25V)	5Ah
10 hour rate	(0.475A to 5.25V)	4.75Ah
5 hour rate	(0.85A to 5.1V)	4.25Ah
1 C	(5A to 4.8V)	2.83Ah
3 C	(15A to 4.8V)	2Ah

#### Weight

Approx. 830g(1.83Lbs.)

#### Internal Resistance (at 1KHz)

Approx. 19 mΩ

#### Maximum Discharge Current for

5 seconds: 75A

#### Charging Methods at 25°C(77°F)

Cycle use:	
Charging Voltage	7.20 to 7.50V
Coefficient	-5.0mV/°C/cell
Maximum Charging Current :	1.5A
Standby use:	
Float Charging Voltage	6.75 to 6.90V
Coefficient	-3.0mV/°C/cell

#### Operating Temperature Range

Charge	-15°C(5°F)	to	40°C(104°F)
Discharge	-15°C(5°F)	to	50°C(122°F)
Storage	-15°C(5°F)	to	40°C(104°F)

#### Charge Retention (shelf life) at 20°C(68°F)

1 month	92%
3 month	90%
6 month	80%

#### Case Material

ABS UL94 HB  
Option: Flammability resistance of (UL94 V-0)

#### Design Life

3-5 Years.

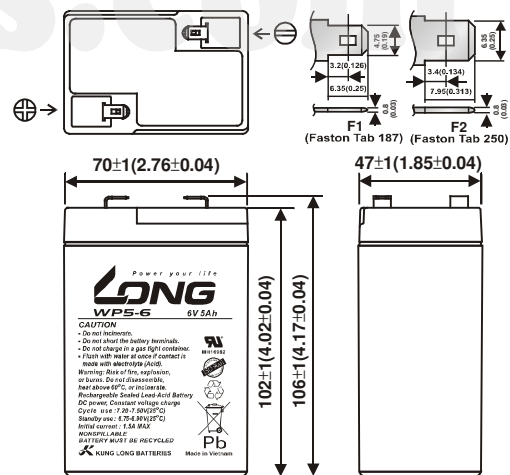
#### Terminal

F1 or F2 (Faston Tab 187 or 250)

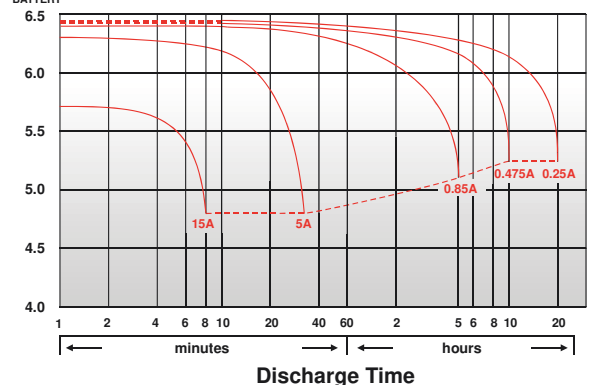


### ⚡ Dimensions

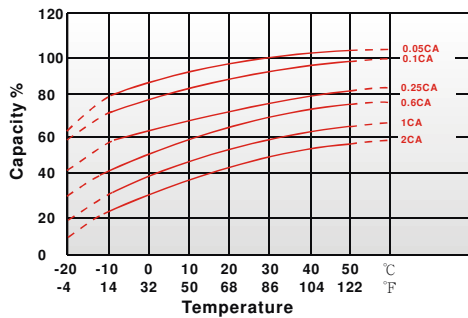
Length (L)	70±1 (2.76±0.04)
Width (W)	47±1 (1.85±0.04)
Height (H)	102±1 (4.02±0.04)
Overall Height (HT)	106±1 (4.17±0.04) mm(inch)



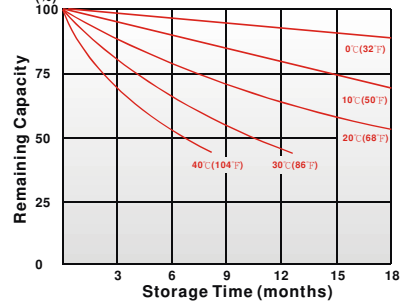
(V) FOR 6V BATTERY Discharge Time VS. Discharge Current (25°C)



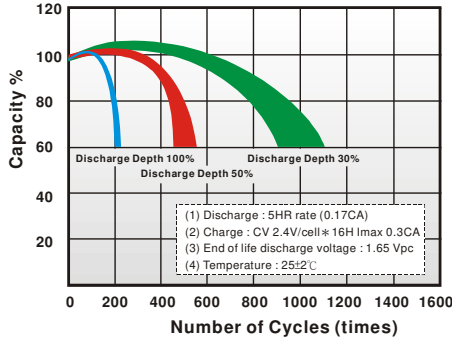
Effect of Temperature on Capacity 25°C (77°F)



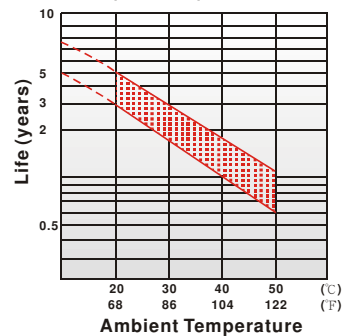
Capacity Retention Characteristic



Cycle Service Life



Trickle (or float) Service Life



**- PERFORMANCE DATA**

Discharge Rates in Watts to Various End Voltages at 25°C (77°F)

End Voltage		1.85V	1.80V	1.75V	1.70V	1.67V	1.65V	1.60V
Time								
5	min	24.5	27.6	29.9	31.9	33.2	34.2	35.0
10	min	17.5	19.8	21.1	22.1	22.7	23.2	23.7
15	min	14.5	16.1	16.7	17.0	17.2	17.4	17.5
30	min	8.43	9.42	9.81	9.99	10.1	10.2	10.3
60	min	4.33	4.91	5.28	5.59	5.71	5.82	5.90
120	min	2.55	2.85	2.99	3.09	3.16	3.22	3.28
180	min	2.03	2.24	2.34	2.42	2.47	2.52	2.55
240	min	1.65	1.78	1.85	1.91	1.95	1.98	2.01
300	min	1.50	1.61	1.65	1.69	1.72	1.75	1.77
600	min	0.881	0.940	0.968	0.99	1.00	1.01	1.02
1200	min	0.445	0.482	0.513	0.525	0.532	0.539	0.543

**- Discharge Rates in Amperes to Various End Voltages at 25°C (77°F)**

End Voltage		1.85V	1.80V	1.75V	1.70V	1.67V	1.65V	1.60V
Time								
5	min	15.8	18.1	19.5	20.1	20.4	20.6	20.8
10	min	10.8	12.1	12.3	12.5	12.6	12.7	12.8
15	min	7.79	8.47	8.97	9.19	9.26	9.34	9.42
30	min	4.52	5.09	5.26	5.41	5.47	5.52	5.57
60	min	2.43	2.69	2.81	2.93	2.97	3.00	3.03
120	min	1.36	1.48	1.55	1.57	1.60	1.62	1.64
180	min	1.12	1.18	1.22	1.24	1.25	1.26	1.27
240	min	0.860	0.918	0.943	0.970	0.978	0.985	0.992
300	min	0.799	0.836	0.850	0.862	0.868	0.873	0.878
600	min	0.448	0.466	0.478	0.487	0.492	0.496	0.501
1200	min	0.228	0.242	0.250	0.256	0.259	0.262	0.265

All data on the spec. sheet is an average value:

The tolerance range : X<6min(+15%~-15%), 6min ≤ X<10min(+12%~-12%), 10min ≤ X < 60min(+8%~-8%), X ≥ 60min(+5%~-5%)

260520-1F