

### ⚡ Specifications

#### Nominal Voltage(V)

12V

#### Nominal Capacity

20 hour rate	(3.25A to 10.50V)	65Ah
10 hour rate	(6.175A to 10.50V)	61.75Ah
5 hour rate	(11.05A to 10.20V)	55.25Ah
1 C	(65A to 9.60V)	34.67Ah
3 C	(195A to 9.60V)	22.75Ah

#### Weight

Approx. 21.6kg(47.52Lbs.)

#### Internal Resistance (at 1KHz)

Approx. 7 mΩ

#### Maximum Discharge Current for

5 seconds: 780A

#### Charging Methods at 25°C(77°F)

Cycle use:	
Charging Voltage	14.4 to 15.0V
Coefficient	-5.0mV/°C/cell
Maximum Charging Current :	19.5A
Standby use:	
Float Charging Voltage	13.5 to 13.8V
Coefficient	-3.0mV/°C/cell

#### Operating Temperature Range

Charge	-15°C(5°F)	to	40°C(104°F)
Discharge	-15°C(5°F)	to	50°C(122°F)
Storage	-15°C(5°F)	to	40°C(104°F)

#### Charge Retention (shelf life) at 20°C(68°F)

1 month	98%
3 month	94%
6 month	85%

#### Case Material

ABS UL94 HB  
Option: Flammability resistance of (UL94 V-0)

#### Design Life

3-5 Years.

#### Terminal

F8



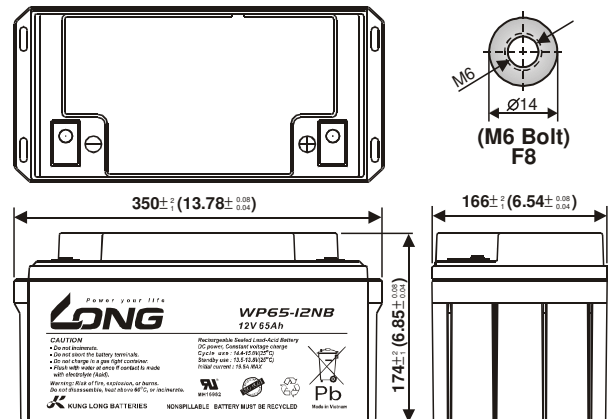
### ⚡ Dimensions

Length (L)	350+2-1 (13.78+0.08-0.04)
Width (W)	166+2-1 (6.54+0.08-0.04)
Height (H)	174+2-1 (6.85+0.08-0.04)
Overall Height (HT)	174+2-1 (6.85+0.08-0.04)

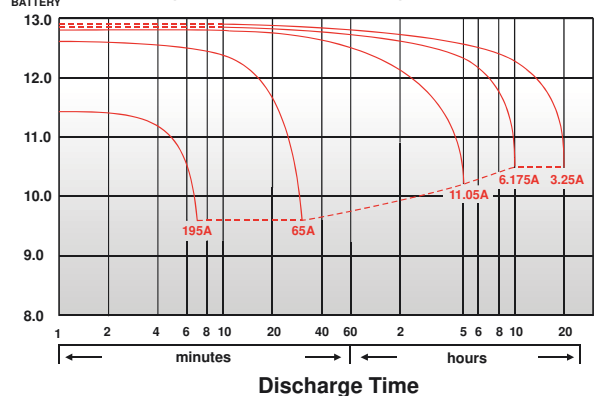
#### Description of torque value of hard ware for the terminals:

Recommended torque value	M6: 7 N-m (71kgf-cm)
Maximum allowable torque value	M6: 10 N-m (102kgf-cm)

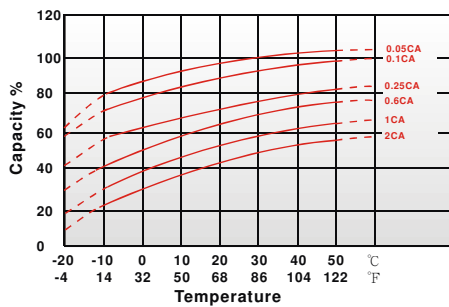
mm(inch)



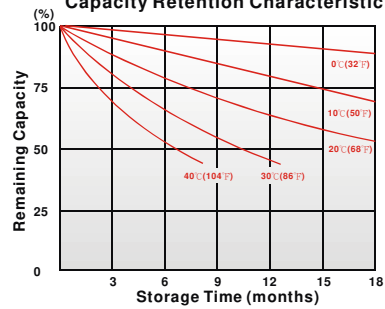
#### (V) FOR 12V BATTERY Discharge Time VS. Discharge Current (25°C)



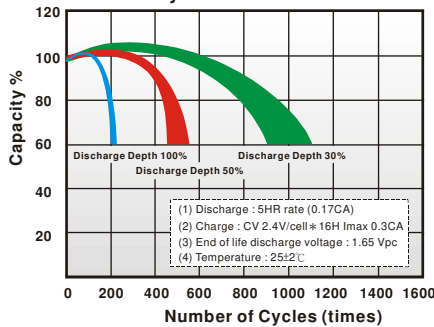
Effect of Temperature on Capacity 25°C(77°F)



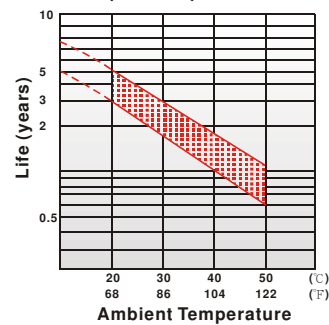
Capacity Retention Characteristic



Cycle Service Life



Trickle (or float) Service Life



### - PERFORMANCE DATA

#### Discharge Rates in Watts to Various End Voltages at 25°C(77°F)

End Voltage		1.85V	1.80V	1.75V	1.70V	1.67V	1.65V	1.60V
Time								
5	min	266	319	346	372	382	393	413
10	min	196	221	239	254	261	268	279
15	min	144	168	181	193	197	202	209
30	min	80.7	111	128	138	140	143	146
60	min	72.8	78.2	80.8	82.7	83.5	84.2	85.2
120	min	40.3	44.3	47.0	48.8	49.5	50.2	51.0
180	min	30.2	32.8	35.0	36.5	37.0	37.5	38.2
240	min	26.5	28.0	29.3	30.2	30.5	30.8	31.2
300	min	22.7	23.5	24.0	24.3	24.5	24.8	25.0
600	min	13.0	13.3	13.5	13.6	13.7	13.7	13.8
1200	min	7.03	7.14	7.24	7.33	7.36	7.41	7.46

#### - Discharge Rates in Amperes to Various End Voltages at 25°C(77°F)

End Voltage		1.85V	1.80V	1.75V	1.70V	1.67V	1.65V	1.60V
Time								
5	min	153	198	226	252	259	267	279
10	min	95.5	119	138	154	159	166	175
15	min	80.2	95.6	103	111	114	118	123
30	min	40.7	55.9	64.5	69.4	70.6	72.1	73.5
60	min	34.9	38.3	40.5	42.2	42.6	43.1	43.8
120	min	19.5	21.6	23.1	24.4	24.8	25.3	25.9
180	min	15.1	16.4	17.3	18.2	18.5	18.8	19.2
240	min	12.6	13.4	14.1	14.6	14.8	15.1	15.4
300	min	10.8	11.5	12.1	12.6	12.8	13.0	13.2
600	min	6.34	6.49	6.61	6.70	6.73	6.77	6.82
1200	min	3.42	3.47	3.54	3.59	3.61	3.63	3.66

All data on the spec. sheet is an average value:

The tolerance range :  $X < 6\text{min}$ (+15%~-15%),  $6\text{min} \leq X < 10\text{min}$ (+12%~-12%),  $10\text{min} \leq X < 60\text{min}$ (+8%~-8%),  $X \geq 60\text{min}$ (+5%~-5%)

251220-1K