

⚡ Specifications

Nominal Voltage(V)

12V

Nominal Capacity

20 hour rate	(0.4A	to	10.50V)	8Ah
10 hour rate	(0.76A	to	10.50V)	7.6Ah
5 hour rate	(1.36A	to	10.20V)	6.8Ah
1 C	(8A	to	9.60V)	4.27Ah
3 C	(24A	to	9.60V)	2.8Ah

Weight

Approx. 2.3kg(5.06Lbs.)

Internal Resistance (at 1KHz)

Approx. 19 mΩ

Maximum Discharge Current for

5 seconds: 120A

Charging Methods at 25°C(77°F)

Maximum Charging Current : 2.4A

Standby use:

Float Charging Voltage 13.5 to 13.8V

Coefficient -3.0mV/°C/cell

Operating Temperature Range

Charge	-15°C(5°F)	to	40°C(104°F)
Discharge	-15°C(5°F)	to	50°C(122°F)
Storage	-15°C(5°F)	to	40°C(104°F)

Charge Retention (shelf life) at 20°C(68°F)

1 month	92%
3 month	90%
6 month	80%

Case Material

ABS UL94 HB

Option: Flammability resistance of (UL94 V-0)

Design Life

3-5 Years.

Terminal

F1 or F2 (Faston Tab 187 or 250)



⚡ Dimensions

Length (L)

151 ± 1 (5.94 ± 0.04)

Width (W)

65 ± 1 (2.56 ± 0.04)

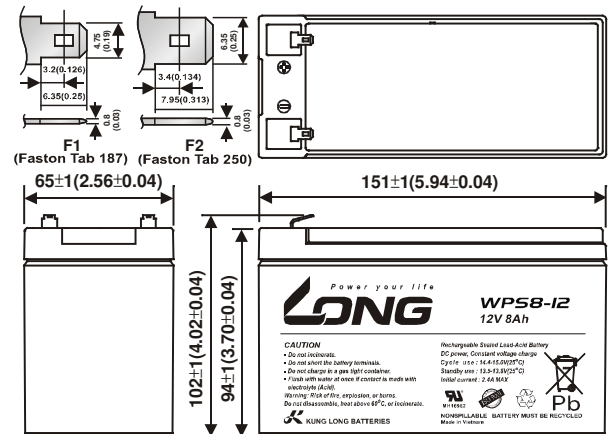
Height (H)

94 ± 1 (3.70 ± 0.04)

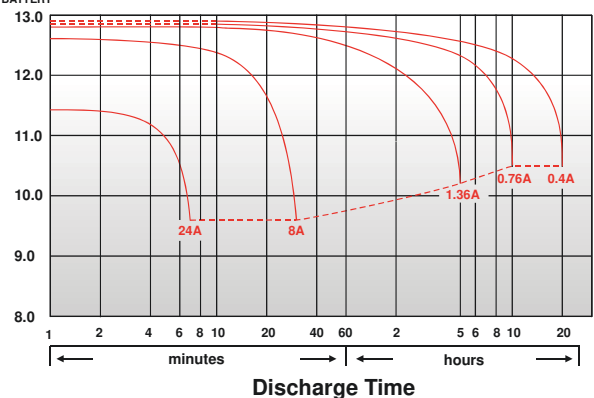
Overall Height (HT)

102 ± 1 (4.02 ± 0.04)

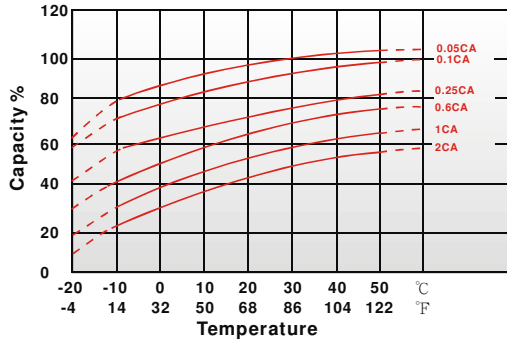
mm(inch)



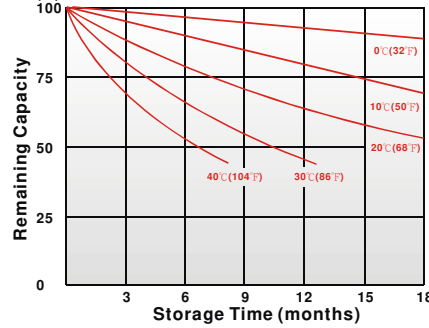
(V) FOR 12V BATTERY Discharge Time VS. Discharge Current (25°C)



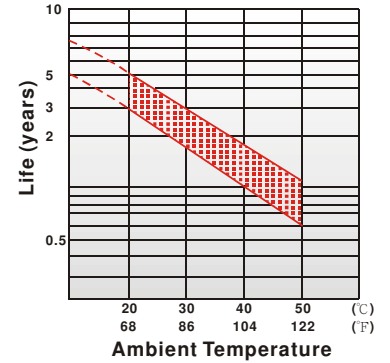
Effect of Temperature on Capacity 25°C(77°F)



Capacity Retention Characteristic



Trickle (or float) Service Life



- PERFORMANCE DATA

Discharge Rates in Watts to Various End Voltages at 25°C(77°F)

End Voltage		1.85V	1.80V	1.75V	1.70V	1.67V	1.65V	1.60V
Time	min							
5	min	45.0	49.6	53.0	55.9	57.0	58.0	60.5
10	min	33.5	36.7	38.6	38.9	39.4	39.6	40.8
15	min	25.0	27.0	28.5	29.5	29.8	30.1	30.6
30	min	15.7	16.5	17.0	17.5	17.7	17.9	18.1
60	min	9.92	10.2	10.4	10.6	10.6	10.6	10.8
120	min	5.37	5.54	5.65	5.75	5.77	5.83	5.89
180	min	3.82	3.94	4.04	4.13	4.17	4.22	4.26
240	min	2.96	3.09	3.18	3.23	3.25	3.28	3.32
300	min	2.49	2.59	2.68	2.75	2.78	2.80	2.82
600	min	1.39	1.45	1.54	1.56	1.56	1.57	1.59
1200	min	0.750	0.783	0.824	0.832	0.835	0.842	0.851

- Discharge Rates in Amperes to Various End Voltages at 25°C(77°F)

End Voltage		1.85V	1.80V	1.75V	1.70V	1.67V	1.65V	1.60V
Time	min							
5	min	24.8	27.7	30.1	32.2	33.0	33.8	35.6
10	min	17.5	19.2	20.4	20.8	21.0	21.3	22.0
15	min	14.2	15.1	15.6	15.9	16.0	16.2	16.5
30	min	8.61	8.92	9.14	9.30	9.38	9.45	9.61
60	min	4.96	5.11	5.23	5.34	5.37	5.40	5.46
120	min	2.62	2.71	2.78	2.84	2.86	2.89	2.92
180	min	1.83	1.89	1.95	2.00	2.02	2.04	2.07
240	min	1.42	1.49	1.54	1.57	1.58	1.59	1.61
300	min	1.23	1.28	1.36	1.38	1.39	1.40	1.41
600	min	0.687	0.717	0.760	0.769	0.773	0.778	0.789
1200	min	0.359	0.376	0.400	0.403	0.405	0.408	0.413

All data on the spec. sheet is an average value:

The tolerance range : X<6min(+15%~-15%), 6min ≤ X<10min(+12%~-12%), 10min ≤ X < 60min(+8%~-8%), X ≥ 60min(+5%~-5%)

100420-1E