



DC140-12

140AH@20HR

12-Volt

DEEP CYCLE

**Maintenance-Free
Sealed AGM Battery**

Nominal Specifications

Battery Model	DC140-12	Rated Capacity	140AH/20HR
----------------------	-----------------	-----------------------	-------------------

Mechanical Specifications

Group Size	DIN	
Overall Height (H)	283±2mm	11.14"
Container Height (h)	264±2mm	10.39"
Length	341±2mm	13.43"
Width	172±2mm	6.77"
Weight	Approx.43kg	94.80lbs.
Terminal Type	AP- Auto post Terminal	
Terminal Torque	5.6-7.9 N.m	
Container Material	ABS: Standard (UL 94-HB)	

Electrical Specifications

C100	154AH
C20	140AH
C10	126AH
C5	115AH
CCA	795A
CA or MCA	950A
HPCA	1120A
Max. Discharge Current	1400A (5s)
Internal Resistance	3.3mΩ
Reserve Capacity	
Reserve @25 AMPS	260Minutes
Reserve @75 AMPS	62Minutes

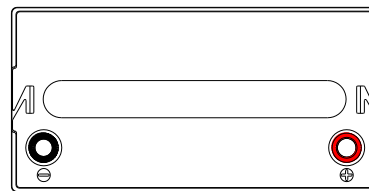
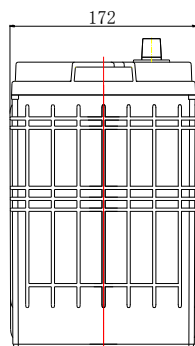
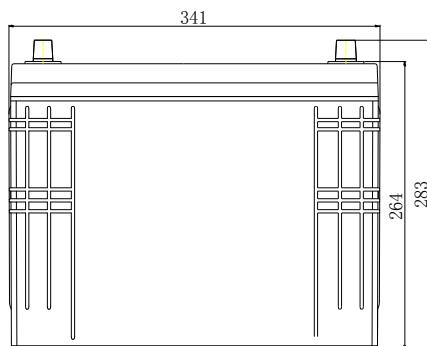
Temperature Range Specifications

Operating Temperature Range	Discharge : -15°C ~+ 50°C (5°F ~122°F)
	Charge: -15°C ~ +40°C (5°F ~104°F)
	Storage: -15°C ~ +40°C (5°F ~104°F)
Recommended Operating Temperature Range	+74°F (23°C) to +80°F (27°C)
Self-Discharge	Less than 10% after 90 days, can be stored up to 6 months at 25°C (77°F); Fully recharging is required before usage, For higher temperatures the time interval will be shorter.

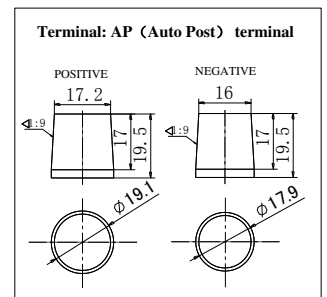
Charge Voltages

Float Charging Voltage	13.5 to 13.8 VDC/unit@ (25°C)	
Equalization and Cycle Service Charging Voltage	14.3 to 14.5 VDC/unit @ (25°C)	
Maximum Charge Current(A)	35A	
Charging Temperature Compensation	Cycle use	-4mV/cell/°C
	Float use	-3mV/cell/°C

BATTERY & TERMINAL DIMENSIONS (All units shown in mm)



Battery bank spacing required 12.5mm (1/2"inch) minimum



Constant Current Discharge Rating Amperes @ 77°F (25°C)

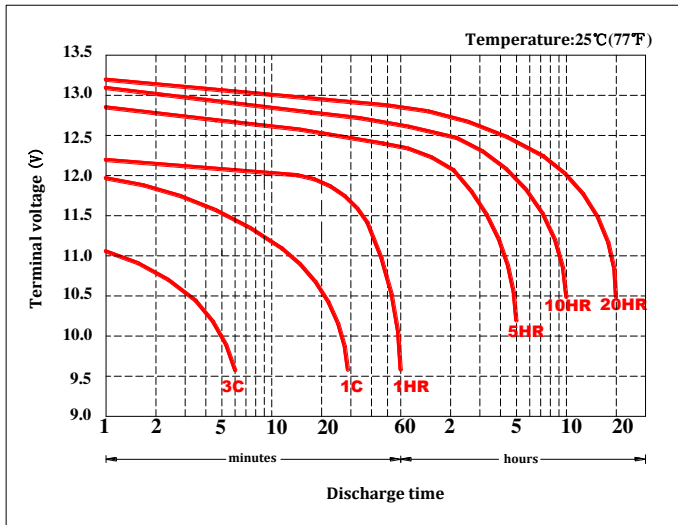
Cut off voltage V/cell	15M	30M	45M	1H	2H	3H	5H	8H	10H	12H	20H
1.75V	224	135.2	96.7	76.9	44.3	31.8	22.7	15.3	12.6	10.9	7.0

Note The above data are average values, and can be obtained with 3 charge/discharge cycles. These are not minimum values.

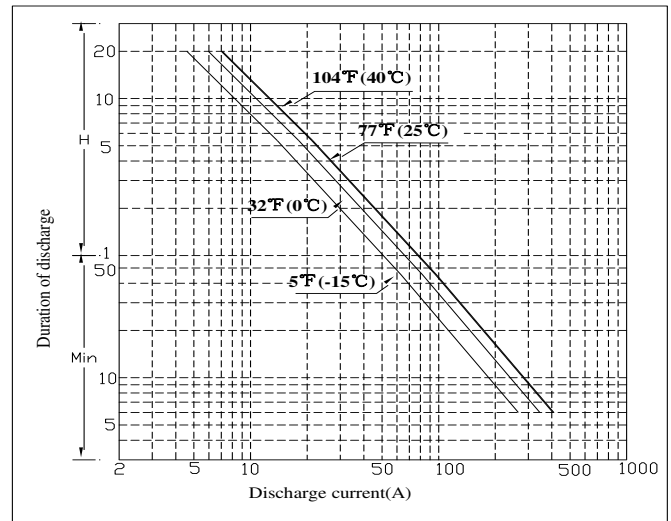


DC140-12 DATA SHEET

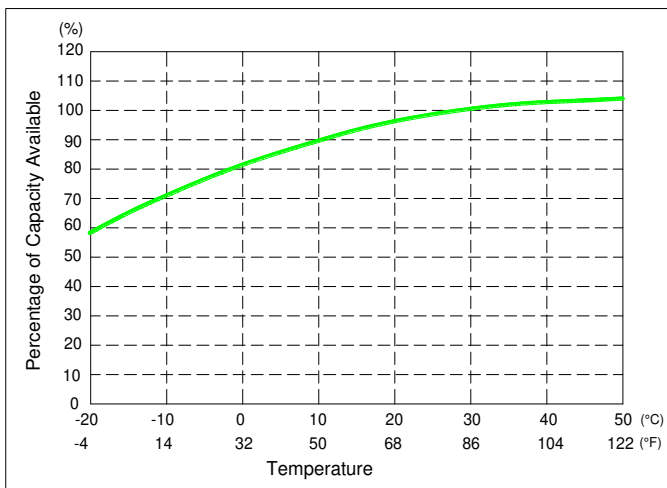
Terminal Voltage(V) and Discharge Time



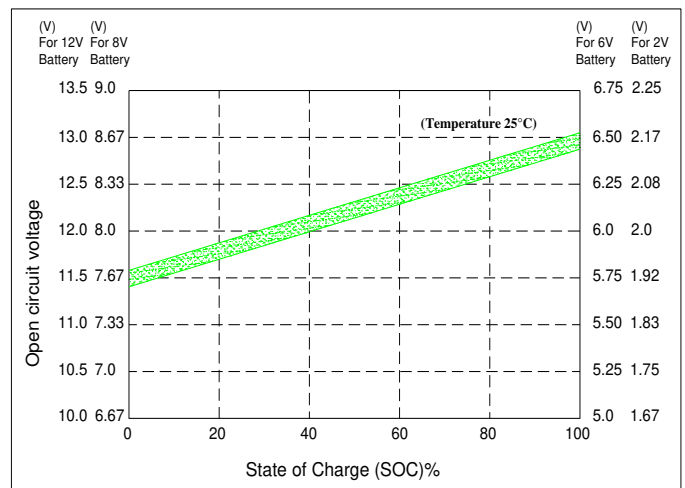
Duration of discharge vs. Discharge current



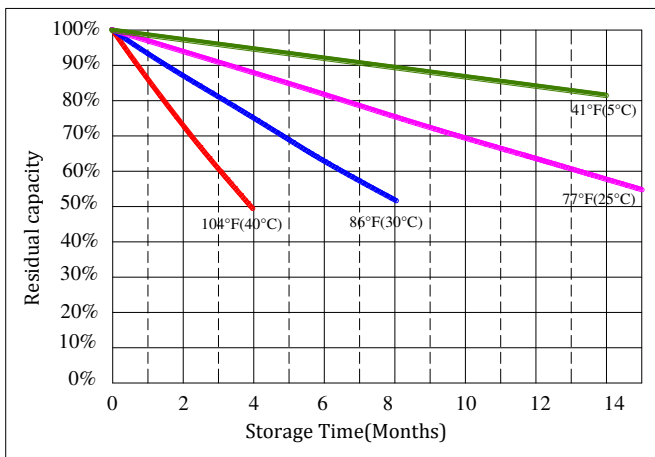
Percent Capacity vs. Temperature



State of Charge(SOC) vs Open Circuit Voltage(OCV)



Capacity Retention Characteristic



Cycle Life vs. Depth of Discharge(DOD)

