DC180-8A DATA SHEET

DC180-8A

180AH@20HR
8-Volt

DEEP CYCLE

Maintenance-Free
Sealed AGM Battery

Nominal Specifications

Battery Model	DC180-8A	Rated Capacity	180AH/20HR

Mechanical Specifications

Group Size	GC8	
Overall Height (H)	272±2mm	10.71″
Container Height (h)	268±2mm	10.55″
Length	260±2mm	10.24″
Width	182±2mm	7.17″
Weight	Approx.34.2kg	75.40lbs.
Terminal Type	M8-Button Terminal	
Terminal Torque	9.6-10.7N.m	
Container Material	ABS：Standard（UL 94-HB）	

Electrical Specifications

C100	198AH
C20	180AH
C10	144AH
C5	147.5AH
CCA	940A
CA or MCA	1125A
HPCA	1350A
Max. Discharge Current	1800A (5s)
Internal Resistance	1.8 mΩ

Reserve Capacity

Reserve @25 AMPS	335 Minutes
Reserve @56 AMPS	125 Minutes

Temperature Range Specifications

Operating Temperature Range	Discharge : -15℃ ~+ 50℃ (5℉~122℉)
	Charge: -15℃ ~ +40℃ (5℉~104℉)
	Storage: -15℃ ~ +40℃ (5℉~104℉)
Recommended Operating Temperature Range	+74℉(23℃) to +80℉(27℃)
Self-Discharge	Less than 10% after 90 days, can be stored up to 6 months at 25℃ (77℉);Fully recharging is required before usage, For higher temperatures the time interval will be shorter.

Charge Voltages

Float Charging Voltage	9.0 to 9.2 VDC/unit@ (25°C)	
Equalization and Cycle Service Charging Voltage	9.53 to 9.67 VDC/unit @(25°C)	
Maximum Charge Current(A)	45 A	
Charging Temperature Compensation	Cycle use	-4mV/cell/℃
	Float use	-3mV/cell/℃

BATTERY & TERMINAL DIMENSIONS (All units shown in mm)

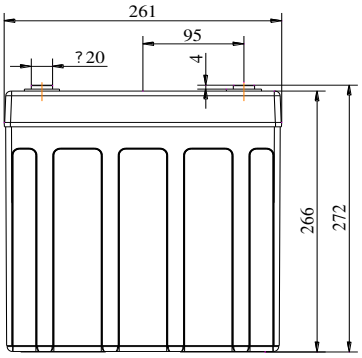

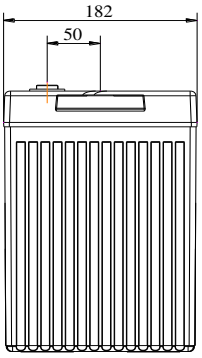

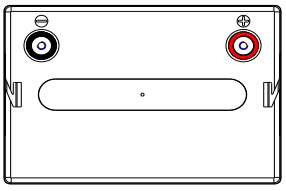

Battery bank spacing required 12.5mm (1/2"inch) minimum

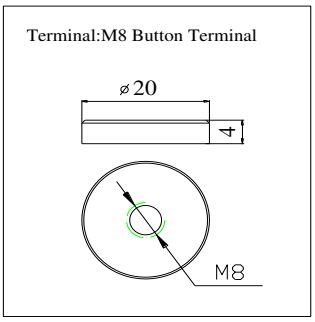

Constant Current Discharge Rating Amperes @ 77℉(25℃)

Cut off voltage V/cell	15M	30M	45M	1H	2H	3H	5H	8H	10H	12H	20H
1.75V	260	168	124	102.3	63.2	45.5	29.0	20.0	16.5	13.95	9.00

Note The above data are average values, and can be obtained with 3 charge/discharge cycles. These are not minimum values.

This information is generally descriptive only and is not intended to make or imply any representation, guarantee or warranty with respect to any cells and batteries. Cell and battery designs specification are subject to modification without notice. Contact Fullriver for the latest information.

DC180-8A DATA SHEET

Terminal Voltage(V) and Discharge Time

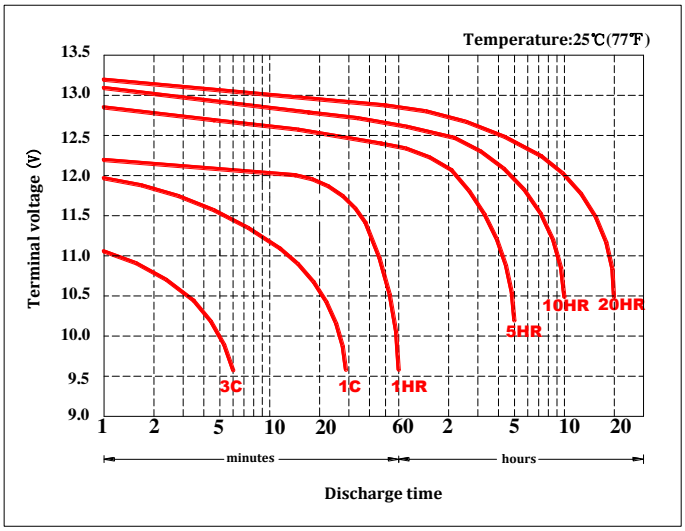

Duration of discharge vs. Discharge current

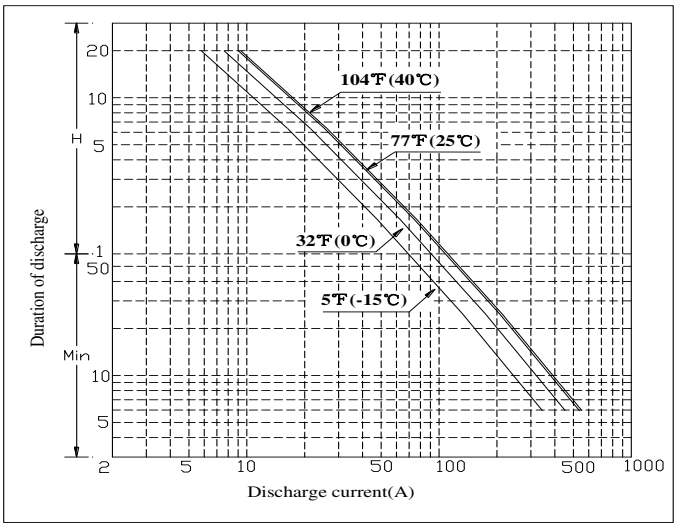

Percent Capacity vs. Temperature

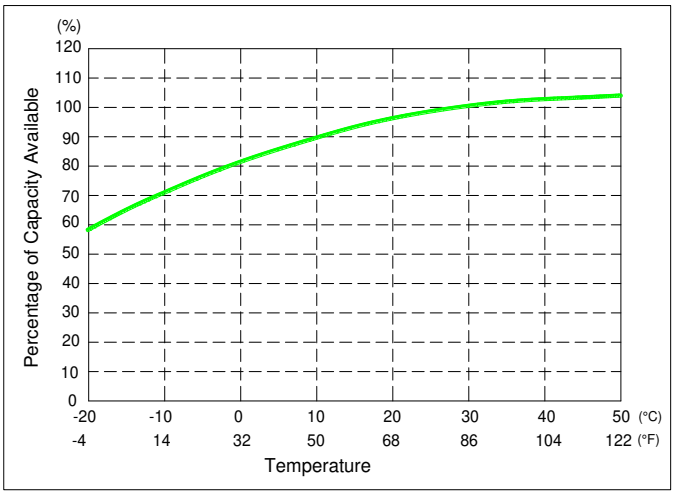

State of Charge(SOC) vs Open Circuit Voltage(OCV)

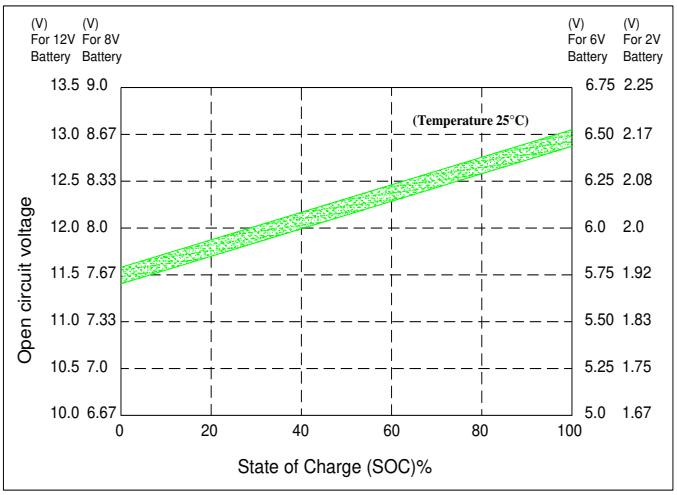

Capacity Retention Characteristic

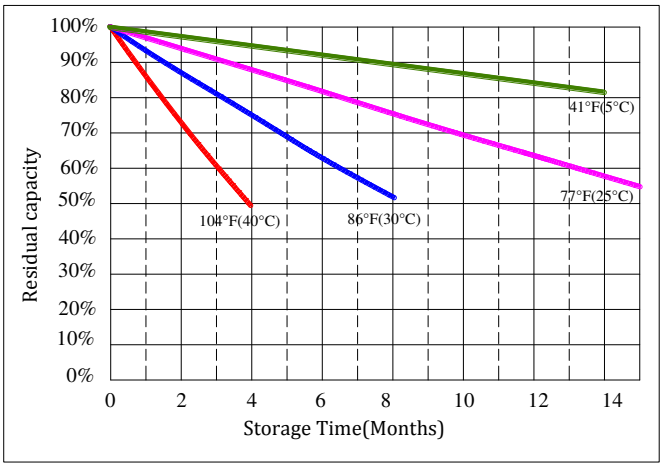

Cycle Life vs. Depth of Discharge(DOD)

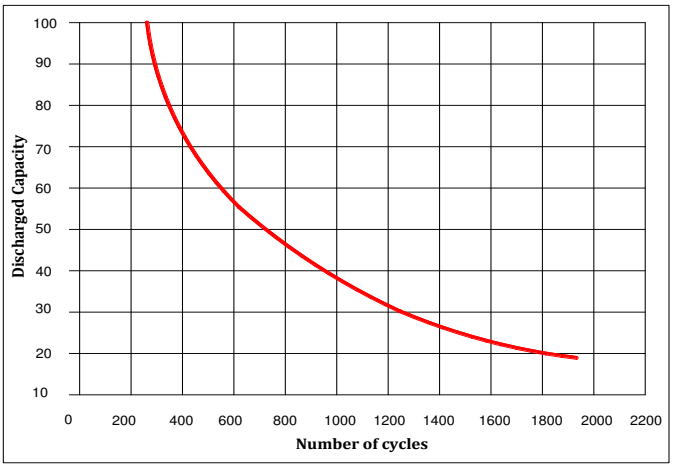

This information is generally descriptive only and is not intended to make or imply any representation, guarantee or warranty with respect to any cells and batteries. Cell and battery designs specification are subject to modification without notice. Contact Fullriver for the latest information.