

⚡ Specifications

Nominal Voltage(V)

12V

Nominal Capacity

10 hour rate	(6.2A to 10.50V)	62Ah
5 hour rate	(10.54A to 10.20V)	52.7Ah
1 hour rate	(34.1A to 9.60V)	34.1Ah
1 C	(62A to 9.60V)	33.07Ah

Weight

Approx. 18.5kg(40.7Lbs.)

Internal Resistance (at 1KHz)

Approx. 6.5 mΩ

Maximum Discharge Current for

5 seconds: 744A

Charging Methods at 25°C(77°F)

Cycle use:	
Charging Voltage	13.8 to 14.4V
Coefficient	-5.0mV/°C/cell
Maximum Charging Current :	18.6A
Standby use:	
Float Charging Voltage	13.5 to 13.8V
Coefficient	-3.0mV/°C/cell

Operating Temperature Range

Charge	-15°C(5°F)	to	40°C(104°F)
Discharge	-15°C(5°F)	to	50°C(122°F)
Storage	-15°C(5°F)	to	40°C(104°F)

Charge Retention (shelf life) at 20°C(68°F)

1 month	98%
3 month	94%
6 month	85%

Case Material

ABS UL94 HB
Option: Flammability resistance of (UL94 V-0)

Design Life

7-10 Years.

Terminal

F8

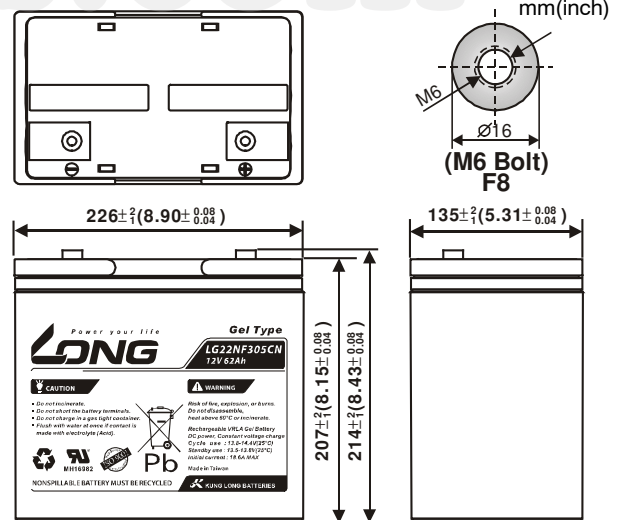


⚡ Dimensions

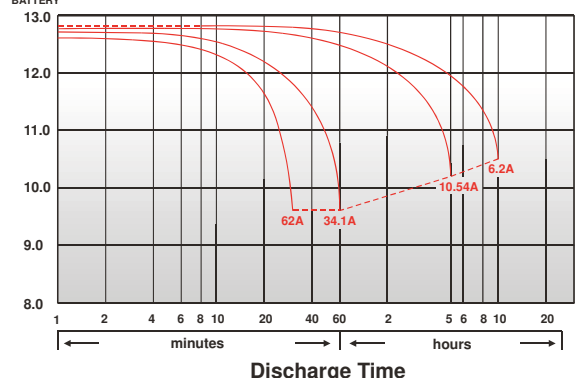
Length (L)	226+2-1 (8.90+0.08-0.04)
Width (W)	135+2-1 (5.31+0.08-0.04)
Height (H)	207+2-1 (8.15+0.08-0.04)
Overall Height (HT)	214+2-1 (8.43+0.08-0.04)

Description of torque value of hard ware for the terminals:

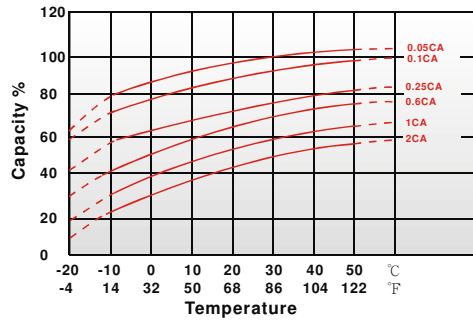
Recommended torque value	M6: 7 N-m (71kgf-cm)
Maximum allowable torque value	M6: 10 N-m (102kgf-cm)



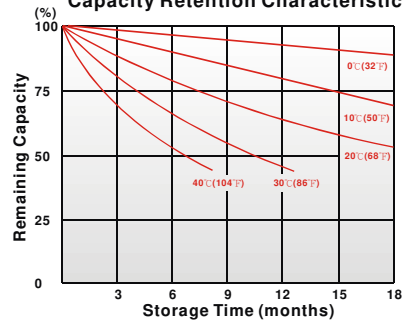
(v) FOR 12V BATTERY Discharge Time VS. Discharge Current (25°C)



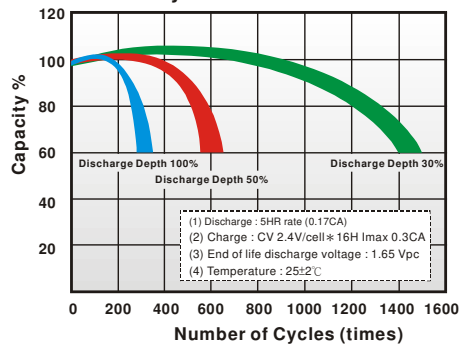
Effect of Temperature on Capacity 25°C (77°F)



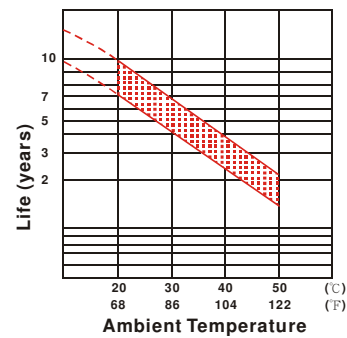
Capacity Retention Characteristic



Cycle Service Life



Trickle (or float) Service Life



- PERFORMANCE DATA

Discharge Rates in Watts to Various End Voltages at 25°C (77°F)

End Voltage		1.85V	1.80V	1.75V	1.70V	1.67V	1.65V	1.60V
Time								
5	min	207	315	370	404	413	424	431
10	min	157	221	254	272	281	285	293
15	min	131	162	182	197	202	206	210
30	min	65.4	84.2	96.2	106	109	111	115
60	min	54.8	63.0	66.2	68.3	69.2	70.2	71.0
120	min	29.5	32.7	35.0	36.8	37.5	38.1	38.5
180	min	25.0	27.0	28.5	29.7	30.0	30.5	31.0
240	min	21.2	22.5	23.5	24.3	24.5	24.9	25.1
300	min	18.7	19.7	20.3	20.9	21.0	21.2	21.4
600	min	11.4	11.9	12.2	12.5	12.6	12.6	12.8
1200	min	6.07	6.32	6.51	6.64	6.68	6.73	6.79

- Discharge Rates in Amperes to Various End Voltages at 25°C (77°F)

End Voltage		1.85V	1.80V	1.75V	1.70V	1.67V	1.65V	1.60V
Time								
5	min	110	174	210	233	240	248	256
10	min	81.3	116	134	145	149	153	158
15	min	67.2	84.4	95.6	104	107	110	113
30	min	41.4	49.1	56.9	60.8	61.6	63.8	65.8
60	min	30.9	34.1	35.6	36.9	37.4	38.0	38.5
120	min	17.7	19.6	20.9	21.8	22.1	22.5	22.9
180	min	12.4	13.7	14.6	15.3	15.5	15.8	16.1
240	min	10.7	11.5	12.1	12.6	12.8	13.0	13.2
300	min	9.63	10.2	10.6	10.9	11.0	11.1	11.2
600	min	5.84	6.08	6.25	6.36	6.40	6.45	6.51
1200	min	2.97	3.10	3.19	3.25	3.27	3.29	3.32

All data on the spec. sheet is an average value:

The tolerance range : X<6min(+15%~-15%), 6min ≤ X<10min(+12%~-12%), 10min ≤ X < 60min(+8%~-8%), X ≥ 60min(+5%~-5%)

070121-11