

### ⚡ Specifications

#### Nominal Voltage(V)

12V

#### Nominal Capacity

20 hour rate	(1.3A	to	10.50V)	26Ah
10 hour rate	(2.47A	to	10.50V)	24.7Ah
5 hour rate	(4.42A	to	10.20V)	22.1Ah
1 C	(26A	to	9.60V)	14.73Ah
3 C	(78A	to	9.60V)	10.4Ah

#### Weight

Approx. 9.3kg(20.5Lbs.)

#### Internal Resistance (at 1KHz)

Approx. 11 mΩ

#### Maximum Discharge Current for

5 seconds: 390A

#### Charging Methods at 25°C(77°F)

Cycle use:	
Charging Voltage	14.4 to 15.0V
Coefficient	-5.0mV/°C/cell
Maximum Charging Current :	7.8A
Standby use:	
Float Charging Voltage	13.5 to 13.8V
Coefficient	-3.0mV/°C/cell

#### Operating Temperature Range

Charge	-15°C(5°F)	to	40°C(104°F)
Discharge	-15°C(5°F)	to	50°C(122°F)
Storage	-15°C(5°F)	to	40°C(104°F)

#### Charge Retention (shelf life) at 20°C(68°F)

1 month	92%
3 month	90%
6 month	80%

#### Case Material

ABS UL94 HB  
Option: Flammability resistance of (UL94 V-0)

#### Design Life

3-5 Years.

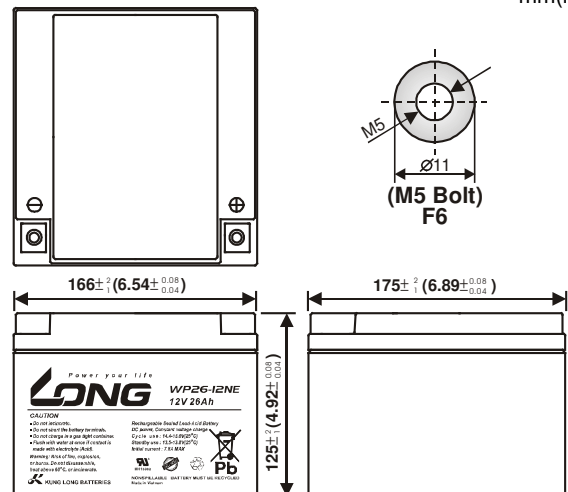
#### Terminal

F6

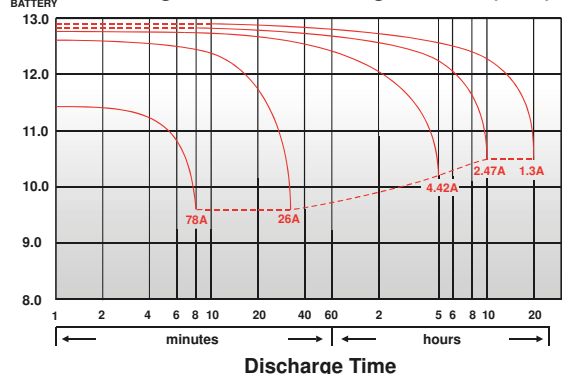


### ⚡ Dimensions

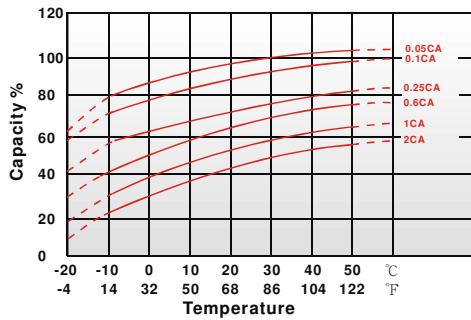
Length (L)	166±2-1 (6.54±0.08-0.04)
Width (W)	175±2-1 (6.89±0.08-0.04)
Height (H)	125±2-1 (4.92±0.08-0.04)
Overall Height (HT)	125±2-1 (4.92±0.08-0.04)
Recommended torque value	M5: 4 N-m (41kgf-cm)
Maximum allowable torque value	M5: 6 N-m (61kgf-cm)
	mm(inch)



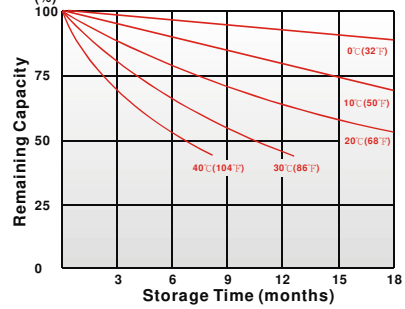
(V) FOR 12V BATTERY Discharge Time VS. Discharge Current (25°C)



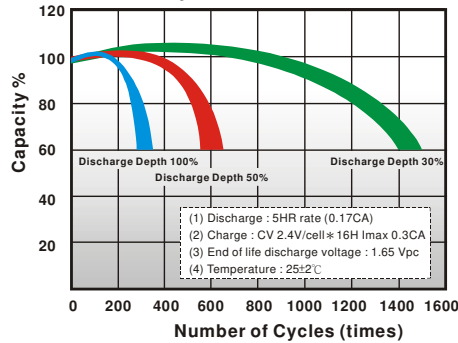
Effect of Temperature on Capacity 25°C(77°F)



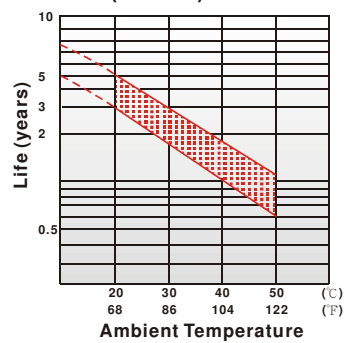
Capacity Retention Characteristic



Cycle Service Life



Trickle (or float) Service Life



### - PERFORMANCE DATA

#### Discharge Rates in Watts to Various End Voltages at 25°C(77°F)

End Voltage		1.85V	1.80V	1.75V	1.70V	1.67V	1.65V	1.60V
Time								
5	min	139	155	166	177	183	188	199
10	min	103	110	116	121	124	127	131
15	min	73.8	80.8	85.5	89.4	91.3	93.1	96.5
30	min	39.7	42.8	45.7	47.7	48.5	49.3	50.3
60	min	28.2	29.8	31.2	32.2	32.5	32.8	33.2
120	min	18.3	19.2	19.7	20.2	20.3	20.6	20.7
180	min	12.6	12.9	13.1	13.3	13.4	13.5	13.5
240	min	10.2	10.4	10.6	10.7	10.8	10.8	10.9
300	min	8.60	8.65	8.82	8.95	9.01	9.05	9.11
600	min	5.02	5.15	5.25	5.32	5.35	5.38	5.42
1200	min	2.58	2.67	2.74	2.78	2.80	2.82	2.83

#### - Discharge Rates in Amperes to Various End Voltages at 25°C(77°F)

End Voltage		1.85V	1.80V	1.75V	1.70V	1.67V	1.65V	1.60V
Time								
5	min	73.8	85.2	94.8	102	105	107	110
10	min	53.9	60.2	63.3	66.2	68.3	70.2	72.6
15	min	38.4	43.8	47.1	49.8	51.5	52.1	53.3
30	min	22.2	24.6	25.9	27.2	27.9	28.4	29.4
60	min	14.9	15.7	16.2	16.6	16.8	17.0	17.2
120	min	9.16	9.43	9.62	9.83	9.92	10.0	10.1
180	min	6.38	6.56	6.65	6.75	6.79	6.84	6.91
240	min	5.21	5.36	5.49	5.60	5.63	5.68	5.74
300	min	4.43	4.54	4.63	4.70	4.72	4.74	4.77
600	min	2.47	2.55	2.62	2.67	2.69	2.72	2.75
1200	min	1.26	1.32	1.37	1.41	1.43	1.44	1.46

All data on the spec. sheet is an average value:

The tolerance range : X<6min(+15%~-15%), 6min ≤ X<10min(+12%~-12%), 10min ≤ X < 60min(+8%~-8%), X ≥ 60min(+5%~-5%)

020321-1G