

⚡ Specifications

Nominal Voltage(V)

12V

Nominal Capacity

20 hour rate	(1.7A	to	10.50V)	34Ah
10 hour rate	(3.23A	to	10.50V)	32.3Ah
5 hour rate	(5.78A	to	10.20V)	28.9Ah
1C	(34A	to	9.60V)	19.27Ah
3C	(102A	to	9.60V)	13.6Ah

Weight

Approx. 10.3kg(22.7Lbs.)

Internal Resistance (at 1KHz)

Approx. 6 mΩ

Maximum Discharge Current for

5 seconds:510A

Charging Methods at 25°C(77°F)

Maximum Charging Current :	10.2A
Standby use:	
Float Charging Voltage	13.5 to 13.8V
Coefficient -3.0mV/°C/cell	

Operating Temperature Range

Charge	-15°C(5°F)	to	40°C(104°F)
Discharge	-15°C(5°F)	to	50°C(122°F)
Storage	-15°C(5°F)	to	40°C(104°F)

Charge Retention (shelf life) at 20°C(68°F)

1 month	92%
3 month	90%
6 month	80%

Case Material

ABS UL94 HB

Option: Flammability resistance of (UL94 V-0)

Design Life & Standard

Expected Trickle Design Life: 10-12 years at 20°C according to Eurobat.

Terminal

F6



⚡ Dimensions

Length (L) 197+2-1 (7.76±0.08-0.04)

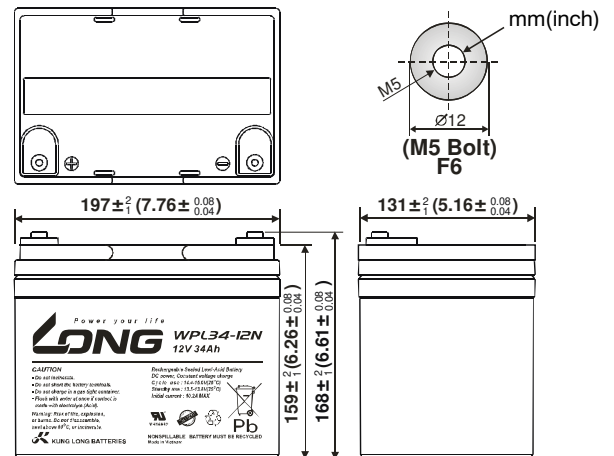
Width (W) 131+2-1 (5.16±0.08-0.04)

Height (H) 159+2-1 (6.26±0.08-0.04)

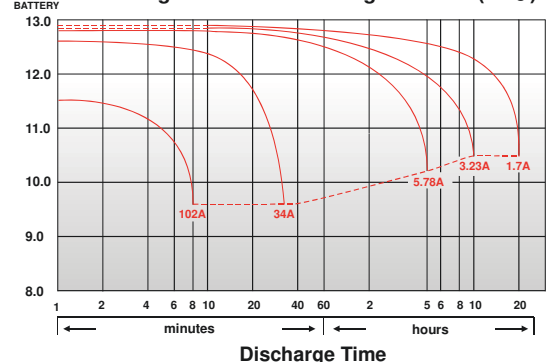
Overall Height (HT) 168+2-1 (6.61±0.08-0.04)

Description of torque value of hard ware for the terminals:

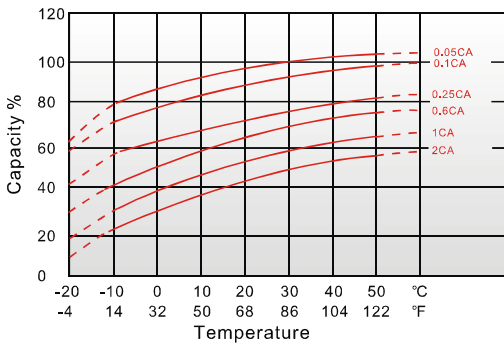
Recommended torque value	M5:4 N-m (41kgf-cm)
Maximum allowable torque value	M5:6 N-m (61kgf-cm)



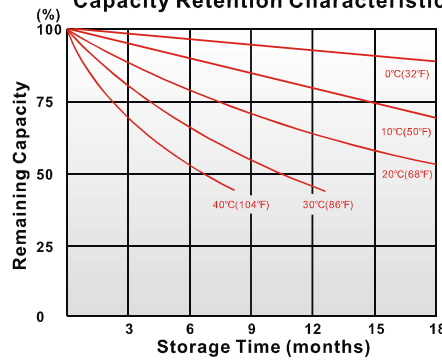
(V) FOR 12V BATTERY Discharge Time VS. Discharge Current (25°C)



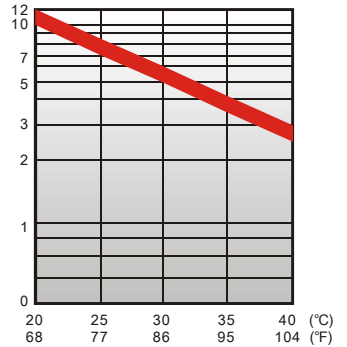
Effect of Temperature on Capacity 25°C(77°F)



Capacity Retention Characteristic



Trickle (or float) Service Life



- PERFORMANCE DATA

Discharge Rates in Watts to Various End Voltages at 25°C(77°F)

End Voltage		1.85V	1.80V	1.75V	1.70V	1.67V	1.65V	1.60V
Time								
2	min	219	259	279	291	301	312	322
4	min	189	204	216	224	229	234	239
5	min	172	187	196	203	209	213	217
6	min	163	178	190	198	202	206	209
8	min	151	164	171	173	175	177	179
10	min	130	143	150	152	154	155	156
15	min	107	110	113	116	118	120	122
20	min	88.4	89.7	94	95	96	96	97
30	min	65.8	70.4	72.6	74.4	74.9	75.4	75.9
45	min	53.2	55.5	56.6	56.9	57.2	57.4	57.6
60	min	36.5	39.4	41.2	41.7	42.1	42.4	42.7
90	min	24.0	24.9	25.6	26.1	26.5	26.8	27.1
120	min	20.6	21.3	21.7	22.0	22.2	22.4	22.5
180	min	11.8	13.0	13.9	14.3	14.7	14.9	15.1
240	min	10.0	10.8	11.3	11.6	11.9	12.1	12.2
300	min	9.02	9.18	9.31	9.36	9.39	9.42	9.44
600	min	5.57	5.65	5.69	5.72	5.75	5.77	5.79
1200	min	2.90	3.00	3.08	3.11	3.14	3.16	3.18

- Discharge Rates in Amperes to Various End Voltages at 25°C(77°F)

End Voltage		1.85V	1.80V	1.75V	1.70V	1.67V	1.65V	1.60V
Time								
2	min	119	139	154	167	177	185	189
4	min	105	119	128	132	135	138	140
5	min	95.6	107	117	124	126	128	130
6	min	90.0	96.2	105	110	114	117	120
8	min	81.2	89.5	92.4	93.9	94.9	95.4	95.9
10	min	74.8	78.7	81.2	82.5	83.4	83.9	84.3
15	min	56.7	61.2	64.6	66.4	67.0	67.6	67.9
20	min	48.4	50.5	52.4	53.1	53.6	54.1	54.5
30	min	33.5	35.6	37.5	38.2	38.7	39.2	39.6
45	min	27.4	29.3	30.3	30.6	30.8	30.9	31.0
60	min	17.8	19.9	20.2	20.5	20.8	21.0	21.2
90	min	13.3	14.3	14.8	15.3	15.6	15.9	16.2
120	min	8.85	10.1	10.9	11.4	11.7	12.0	12.2
180	min	7.95	8.24	8.50	8.55	8.58	8.61	8.64
240	min	5.98	6.15	6.24	6.31	6.36	6.40	6.43
300	min	5.41	5.65	5.74	5.78	5.82	5.85	5.88
600	min	2.91	3.08	3.23	3.25	3.26	3.27	3.28
1200	min	1.48	1.60	1.70	1.71	1.72	1.73	1.73

All data on the spec. sheet is an average value:

The tolerance range : $X < 6\text{min}$ (+15%~-15%), $6\text{min} \leq X < 10\text{min}$ (+12%~-12%), $10\text{min} \leq X < 60\text{min}$ (+8%~-8%), $X \geq 60\text{min}$ (+5%~-5%)

100521-1L